



서지정보 관리 프로그램 EndNote 20 (Windows)

2021년 3월 30일

EndNote 20

(Windows/macOS)

- 20.0.1
 - 2021년 3월 16일 업데이트
 - <https://endnote.com/downloads/available-updates/>

EndNote™

Comparison Sheet

Working from a previous version?	X8	X9	EndNote 20
User interface			인터페이스 개선
Redesigned modern interface			✓
Reference summary which puts critical information first			✓
Redesigned easy search experience			✓
Redesigned PDF viewer with annotation tools			✓
Open references and groups in individual tabs			✓
Web of Science integrations			
Get Manuscript Matcher suggestions directly from Cite While You Write™ and desktop		✓	✓
Create a Citation Report from EndNote desktop with your Web of Science subscription		✓	✓
Share			
Share your entire library with read-only or read-and-write access		✓	✓
Share your entire library with others	✓	✓	✓
Activity feed with shared library member activity	✓	✓	✓
Automation and full text management			원문 관리 기능 향상
Deduplication by DOI and/or PMCID			✓
Automatically find and apply bulk reference updates	✓	✓	✓
Imports PDF files found by EndNote Click		✓	✓

EndNote20 라이브러리 (Windows/macOS)

- Group Panel
 - 그룹 생성 및 관리
- Online Search
 - 외부 DB 검색 (Web of Science, PubMed 등)
 - More: 전체 리스트 확인
- Advanced Search Panel
 - 라이브러리 및 외부 DB 검색
- Reference List
 - 레퍼런스 내용 확인
- Summary tab
 - 레퍼런스 상세 내용 확인
 - PDF 등 첨부 파일 확인
 - Edit tab에서 수정 가능
- Preview Panel
 - 스타일 선택 및 미리보기

The screenshot shows the EndNote 20 interface with several callout boxes:

- Groups Panel:** The Groups panel shows you both default groups and groups or group sets that you create for your research projects.
- Advanced Search Panel:** Use the Advanced search panel to find an item in your library or to query a remote database for new references to capture.
- Summary Tab:** The Summary tab displays a detailed overview of a selected reference. Quickly alter reference metadata from the Edit tab.
- Online Search:** Initiate an Online Search by selecting a favorite connection file or press more... to browse your complete list of databases.
- Reference List Panel:** The Reference List panel shows the individual references stored in your EndNote library, also known as library records.
- Preview Panel:** The Preview panel shows you how a reference would appear formatted with a specific output style.

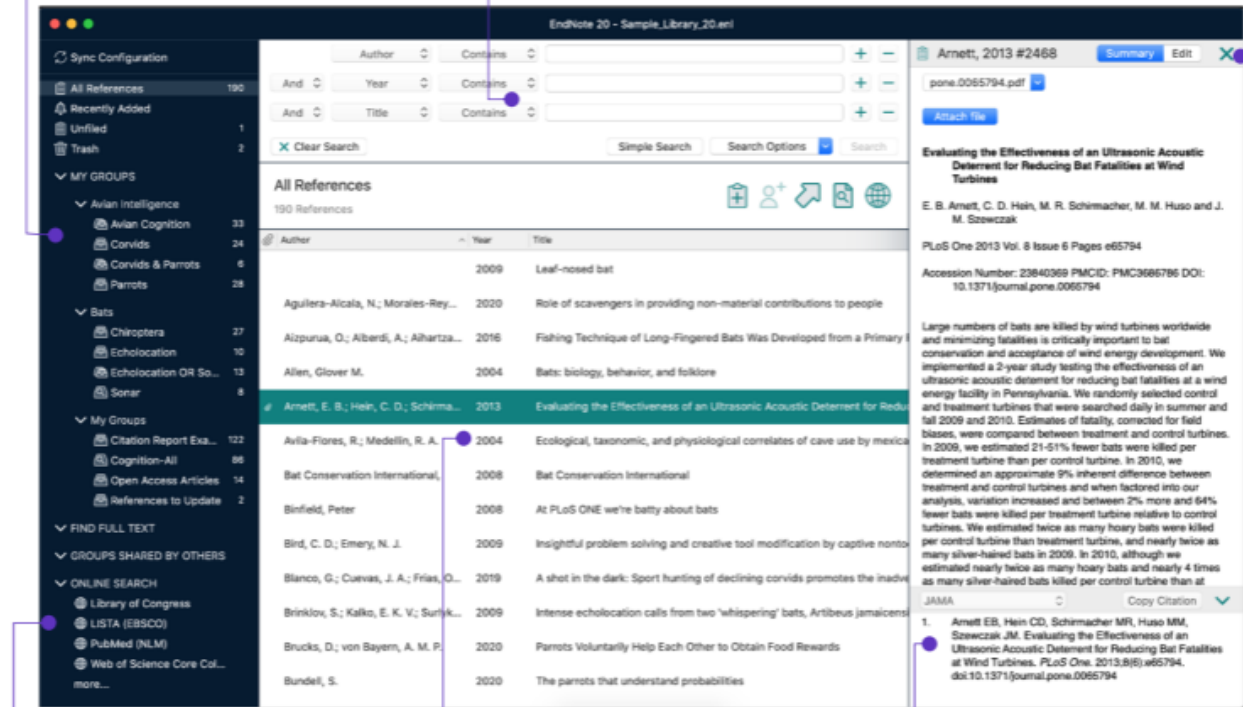
EndNote20 라이브러리 (Windows/macOS)

- Group Panel
 - 그룹 생성 및 관리
- Online Search
 - 외부 DB 검색 (Web of Science, PubMed 등)
 - More: 전체 리스트 확인
- Advanced Search Panel
 - 라이브러리 및 외부 DB 검색
- Reference List
 - 레퍼런스 내용 확인
- Summary tab
 - 레퍼런스 상세 내용 확인
 - PDF 등 첨부 파일 확인
 - Edit tab에서 수정 가능
- Preview Panel
 - 스타일 선택 및 미리보기

The **Groups** panel shows you both default groups and groups or group sets that you create for your research projects.

Use the **Advanced search** panel to find an item in your library or to query a remote database for new references to capture.

The **Summary** tab displays a detailed overview of a selected reference. Quickly alter reference metadata from the **Edit** tab.



Initiate an **Online Search** by selecting a favorite **connection file** or press **more...** to browse your complete list of databases.

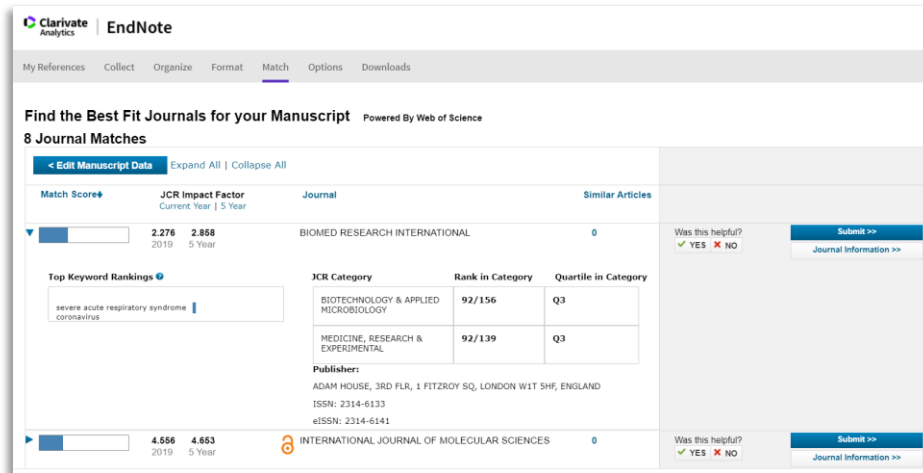
The **Reference List** panel shows the individual references stored in your EndNote library, also known as library records.

The **Preview** panel shows you how a reference would appear formatted with a specific output style.

+ Manuscript Matcher

Manuscript Matcher

- EndNote의 저널 추천 기능
 - 제목, 초록, 참고문헌 리스트를 기반으로
 - SCIE/SSCI 저널 10개까지 추천
 - 추천 저널의 JIF, 투고 페이지 링크 제공
- EndNote Online에 로그인해야 이용 가능



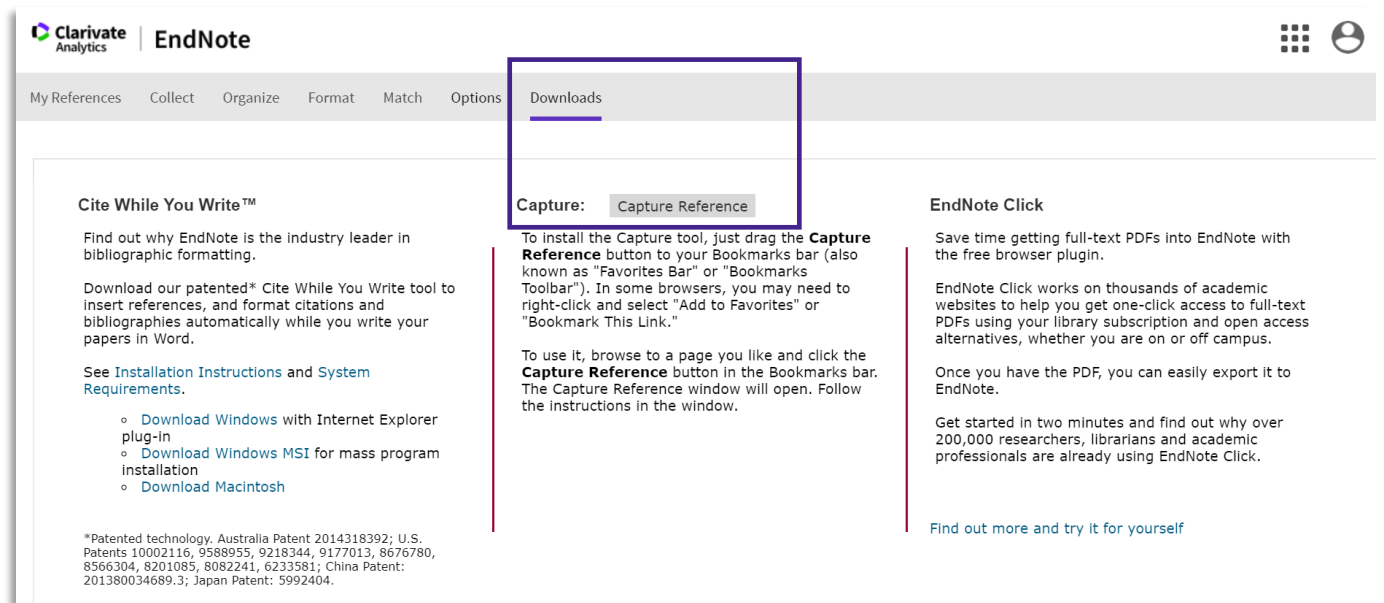
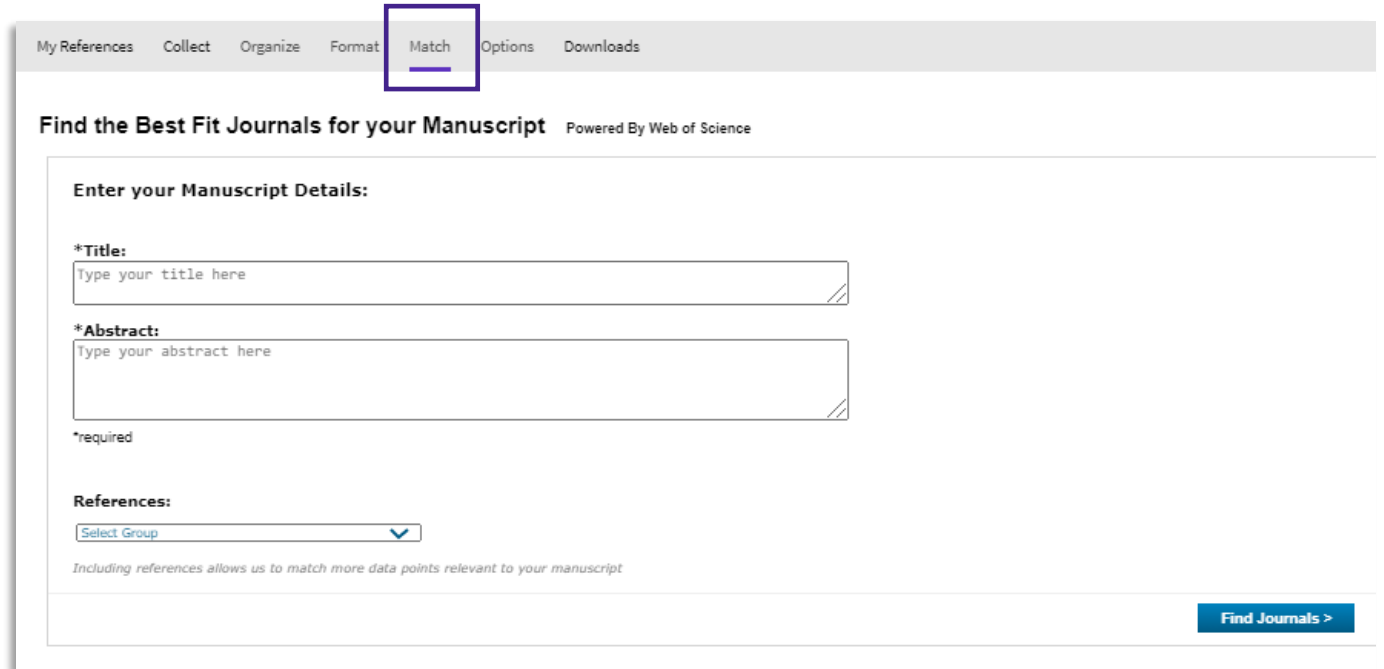
The screenshot displays the 'EndNote' interface for finding journal matches. It features a navigation bar with 'My References', 'Collect', 'Organize', 'Format', 'Match', 'Options', and 'Downloads'. The main heading is 'Find the Best Fit Journals for your Manuscript' with a sub-note 'Powered By Web of Science'. Below this, it shows '8 Journal Matches' and a table of results. The first entry is 'BIOMED RESEARCH INTERNATIONAL' with a match score of 2.276 and a JCR Impact Factor of 2.868. The second entry is 'INTERNATIONAL JOURNAL OF MOLECULAR SCIENCES' with a match score of 4.656 and a JCR Impact Factor of 4.653. The interface also includes sections for 'Top Keyword Rankings' (listing 'severe acute respiratory syndrome coronavirus'), 'JCR Category' (listing 'BIOTECHNOLOGY & APPLIED MICROBIOLOGY' and 'MEDICINE, RESEARCH & EXPERIMENTAL'), and 'Publisher' information (ADAM HOUSE, 3RD FLR, 1 FITZROY SQ, LONDON W1T 5HF, ENGLAND).



Discovering journal submission
suggestions via Manuscript Matcher
(링크)

EndNote Online

- www.myendnoteweb.com
- Manuscript Matcher 제공
 - Match 탭에서 이용
 - x9이상 부터 Word에서 바로 이용
 - 저널 추천 기능
- Capture Reference 제공
 - Downloads > Capture Reference 버튼을 브라우저 북마크에 끌고와서 이용
 - 웹페이지 상의 레퍼런스를 엔드노트로 보내는 기능




+ EndNote Click

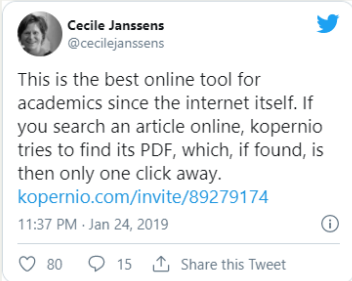
- PDF 원문을 찾아주는 웹브라우저 플러그인 (무료)
- 지원 브라우저
 - Chrome, Firefox, Opera

Trusted by researchers around the world

Over 750,000 researchers, librarians and academic professionals speed up their research with EndNote Click.



Featured in: **nature** **the guardian** **SCIENTIFIC AMERICAN** **techEU**



Cecile Janssens @cecilejanssens

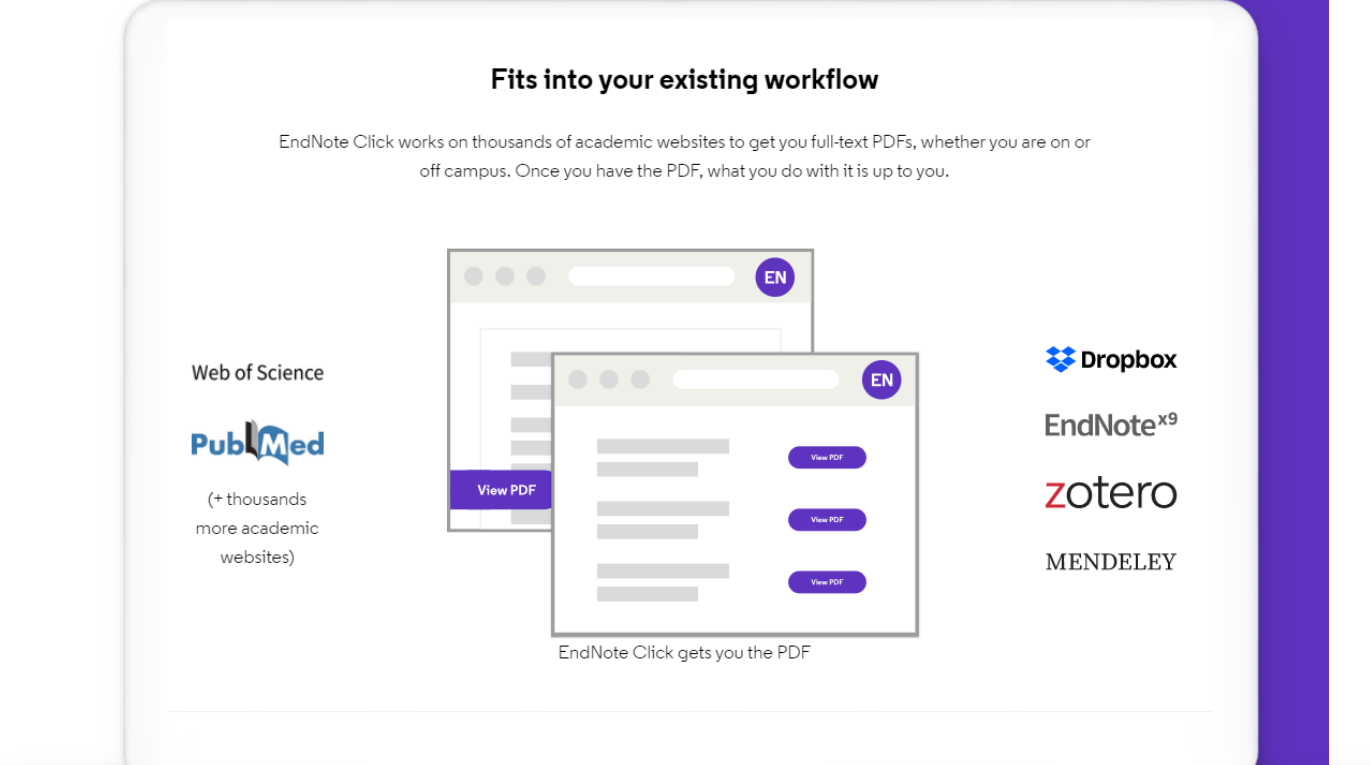
This is the best online tool for academics since the internet itself. If you search an article online, kopernio tries to find its PDF, which, if found, is then only one click away. kopernio.com/invite/89279174

11:37 PM · Jan 24, 2019

80 15 Share this Tweet

Fits into your existing workflow

EndNote Click works on thousands of academic websites to get you full-text PDFs, whether you are on or off campus. Once you have the PDF, what you do with it is up to you.



The diagram illustrates the workflow of EndNote Click. It shows two browser windows with the 'EN' (EndNote) icon in the top right corner. The first window displays the 'Web of Science' logo and the 'PubMed' logo, with a note that it works on thousands of other academic websites. A 'View PDF' button is shown at the bottom of the window. The second window shows a list of search results with 'View PDF' buttons next to each entry. To the right of the browser windows, logos for 'Dropbox', 'EndNote^{x9}', 'Zotero', and 'Mendeley' are listed, indicating that the downloaded PDFs can be saved to these services.

<https://click.endnote.com/>

EndNote Click

- PDF 원문 다운로드와 보관 관리
 - 소속 기관 검증 시, 기관의 유료 구독 자료까지 탐색 가능
 - 소속 기관이 없는 경우. Open Access 자료 탐색
- <https://click.endnote.com/endnote>

EN EndNote Click Already have an EndNote Click account? [Sign in](#)

✓ Install — 2 Account — 3 Institution

Create your EndNote Click account

Already have a EndNote Click account? [Sign in](#)

First name

Last name

Email address

Enter a new password

[← Back](#) [Create my EndNote Click account >](#)

[terms of use and privacy policy](#)

EN EndNote Click

✓ Install — ✓ Account — 3 Institution

Find your institution to access your library subscriptions

Start typing to find your institution

[Select this institution >](#)

Can't find your university? Please try alternative or English spellings of your institution. Still can't find your university? [Let us know](#)

Not affiliated with an institution? You can still use EndNote Click to find open access PDFs faster.

[Free PDFs Only >](#)

참고자료

1. 서린바이오 (EndNote 한국 공식 대행사) EndNote FAQ ([링크](#))
2. 아웃풋 스타일/필터 다운로드 ([링크](#))
3. EndNote 20 영상 참고 자료 ([링크](#))
 - How to Use EndNote 20 in seven minutes : Windows ([링크](#))
 - How to Use EndNote 20 in seven minutes : macOS ([링크](#))
4. 클래리베이트 Knowledge Base ([링크](#))
5. EndNote 20 참고 문서 (영문) ([링크](#))

Agenda

- I. 라이브러리 만들기
- II. 레퍼런스 만들기 – Online Search, Import
- III. 레퍼런스 관리하기 – 그룹, 중복제거
- IV. PDF 등 파일 첨부 & PDF 메모
- V. MS 워드에서 인용

라이브러리 만들기

- 17. Library creation 00:46
- 18. Library components 00:24
- 19. Customizable display fields 00:45

레퍼런스 만들기

- | | | |
|-----|------------------------------------|-------|
| 21. | Online searching | 01:01 |
| 22. | Direct export – New Web of Science | 00:50 |
| 23. | Direct export – PubMed.gov | 00:57 |
| 24. | Import references – RIS 파일 | 01:00 |
| 25. | Import references – EndNote Click | 00:46 |
| 26. | Import PDF files | 01:18 |

레퍼런스 관리하기

- 28. Group sets 00:22
- 29. Custom groups 00:50
- 30. Smart groups 00:56
- 31. Combination groups 00:50
- 32. Finding duplicates 00:52

PDF 등 파일 첨부 & PDF 메모

- 34. File attachments 00:35
- 35. Finding full text 01:10
- 36. Annotating PDFs 01:06

MS 워드에서 인용하기

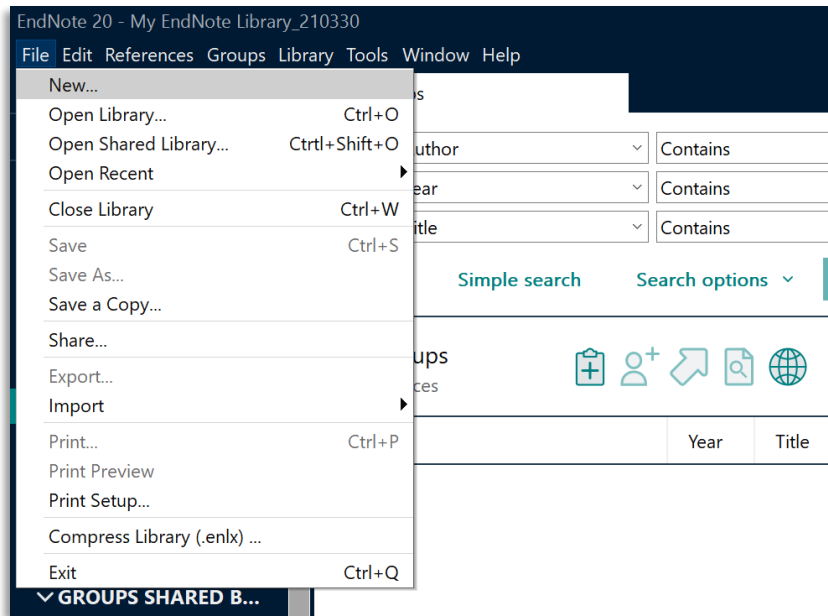
- | | | |
|-----|--------------------------------|-------|
| 38. | Inserting citation | 00:46 |
| 39. | Inserting selected citations | 01:05 |
| 40. | Configuring bibliographies | 01:05 |
| 41. | Editing and managing citations | 00:40 |

라이브러리 만들기

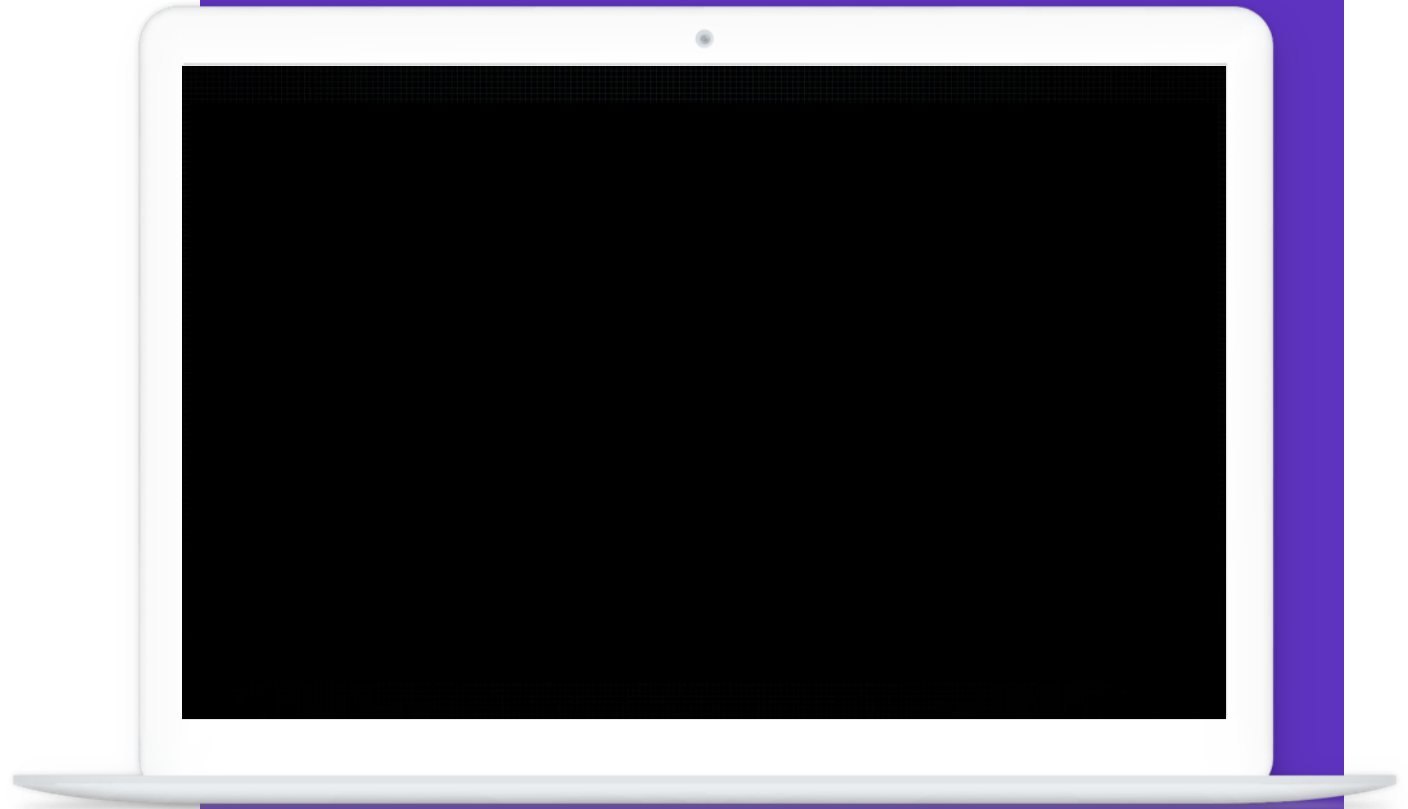
EndNote 20

Library creation

- File > New > 저장



- 라이브러리 이름 지정 후 로컬드라이브에 저장
 - 공유 폴더에 저장하는 경우 에러 발생

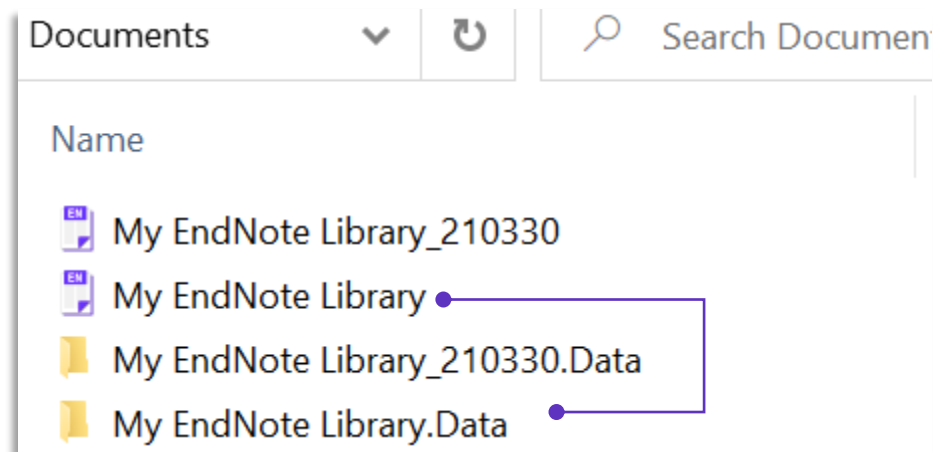


Creating an EndNote library ([링크](#))

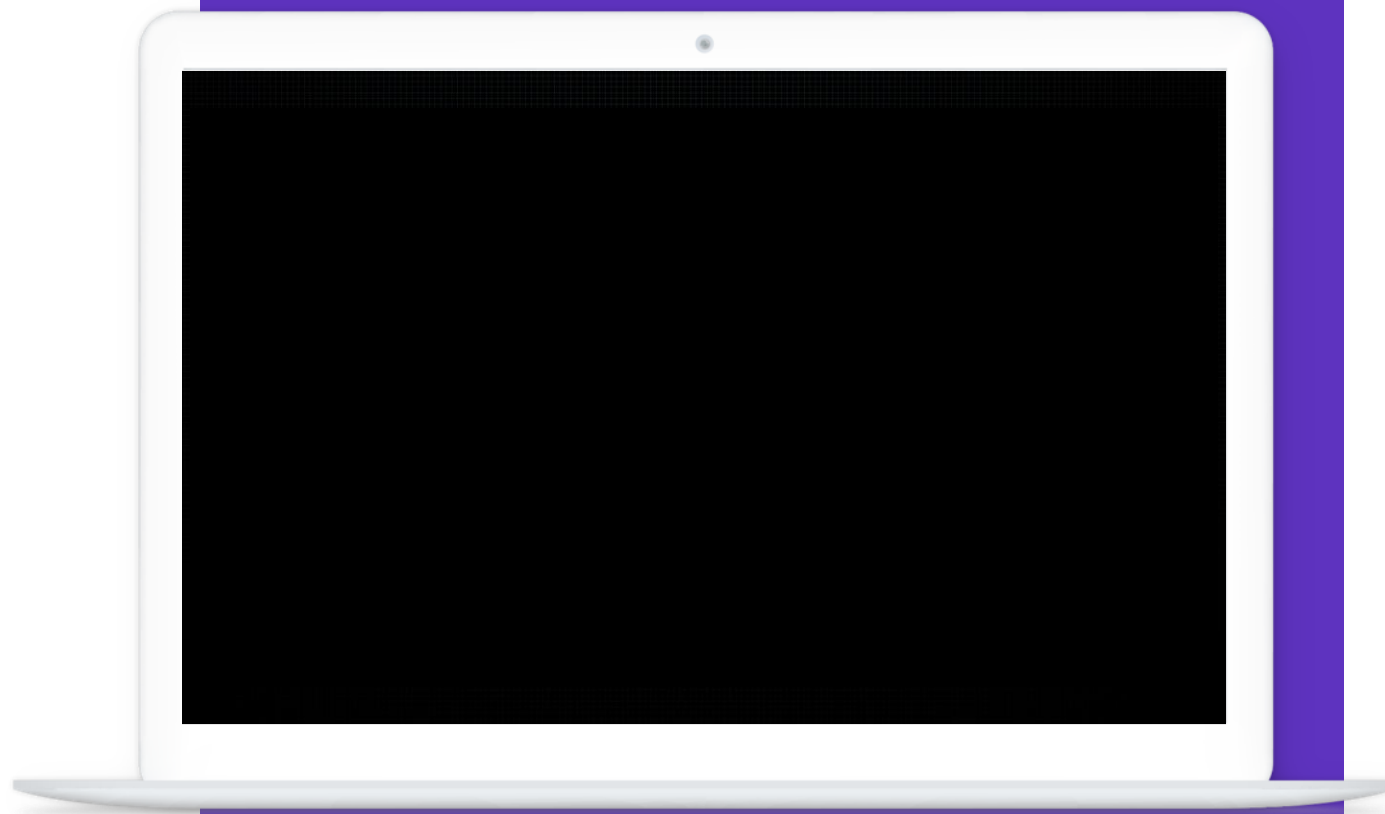
EndNote 20

Library components

- 라이브러리는 enl 파일과 data 폴더 두 가지로 구성



- 반드시 enl, data 파일이 반드시 두 개 모두 있어야 라이브러리 활용 가능
 - Compress Library : .enlx

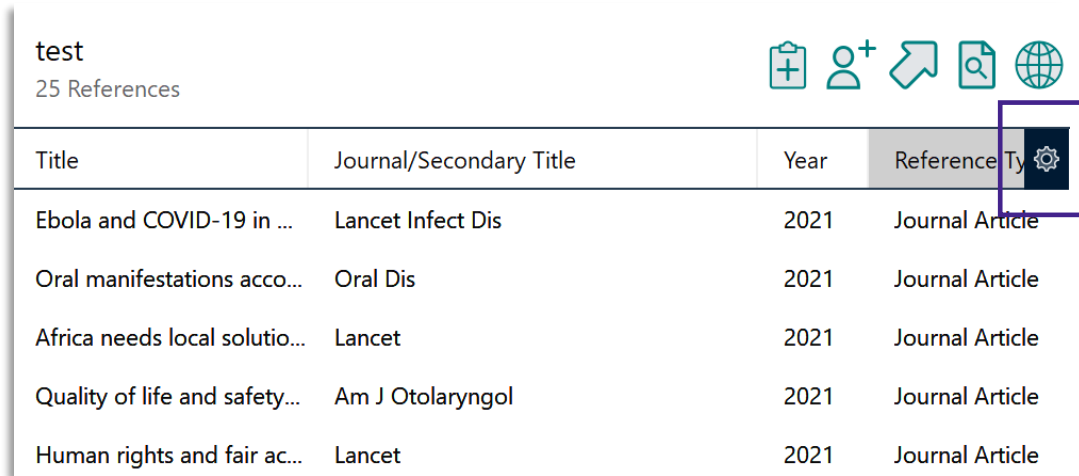


Reviewing an EndNote library's components ([링크](#))


EndNote 20

Customizable display fields

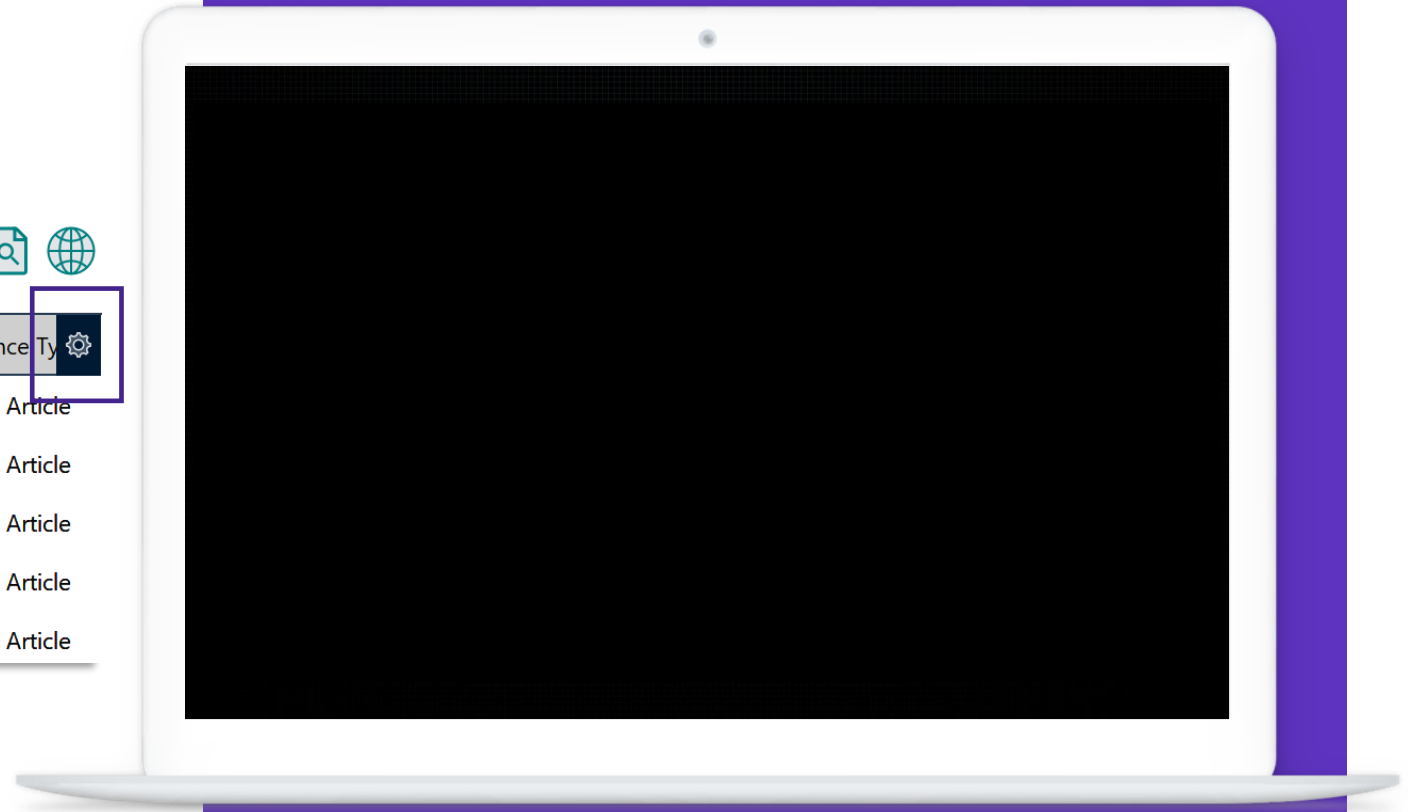
- 우측 상단에 마우스오버 > 설정 > 컬럼 변경 가능



test
25 References

Title	Journal/Secondary Title	Year	Reference Type 
Ebola and COVID-19 in ...	Lancet Infect Dis	2021	Journal Article
Oral manifestations acco...	Oral Dis	2021	Journal Article
Africa needs local solutio...	Lancet	2021	Journal Article
Quality of life and safety...	Am J Otolaryngol	2021	Journal Article
Human rights and fair ac...	Lancet	2021	Journal Article

- 컬럼은 10개까지 표시 가능
- 컬럼 제목 선택 > 정렬 기준 설정



Choosing fields to show on an EndNote library window ([링크](#))

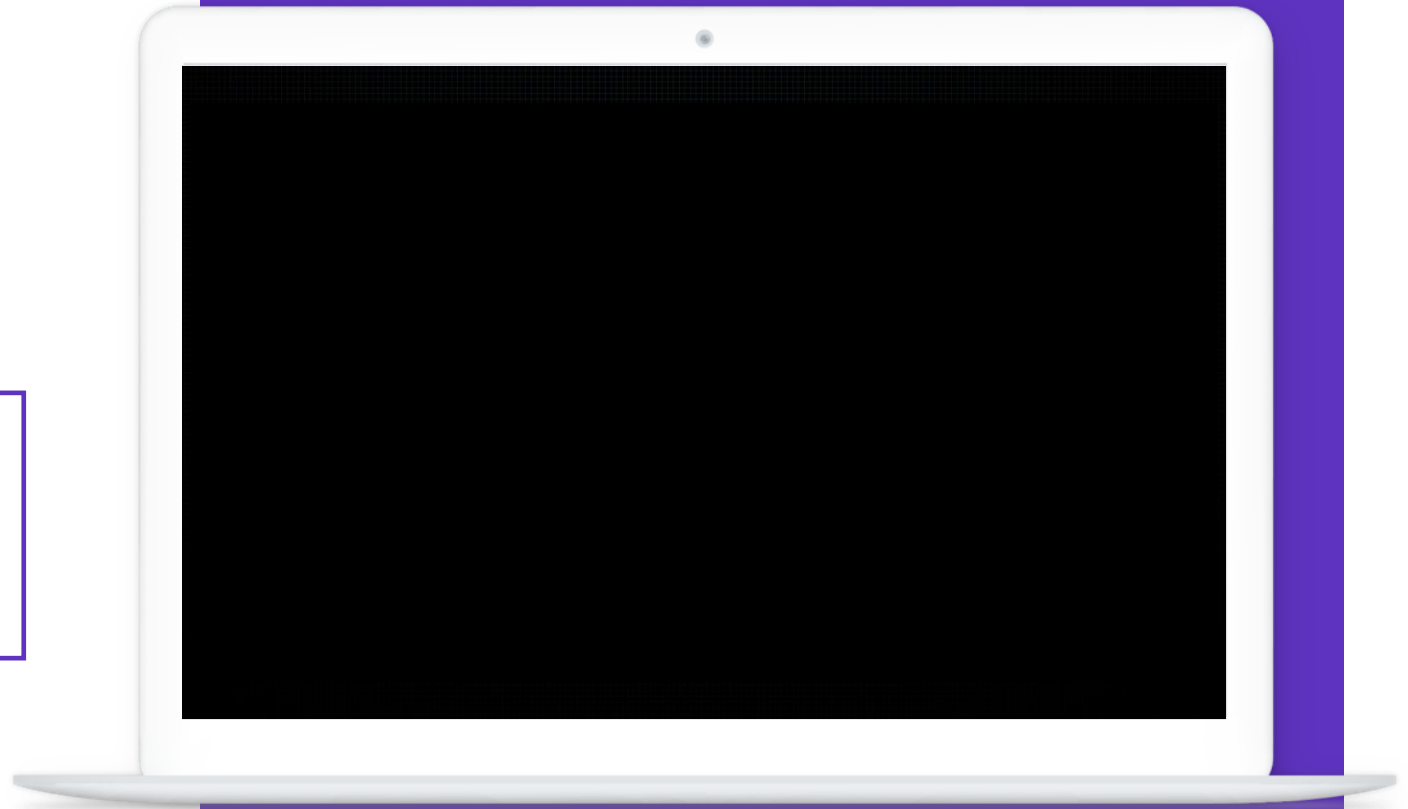
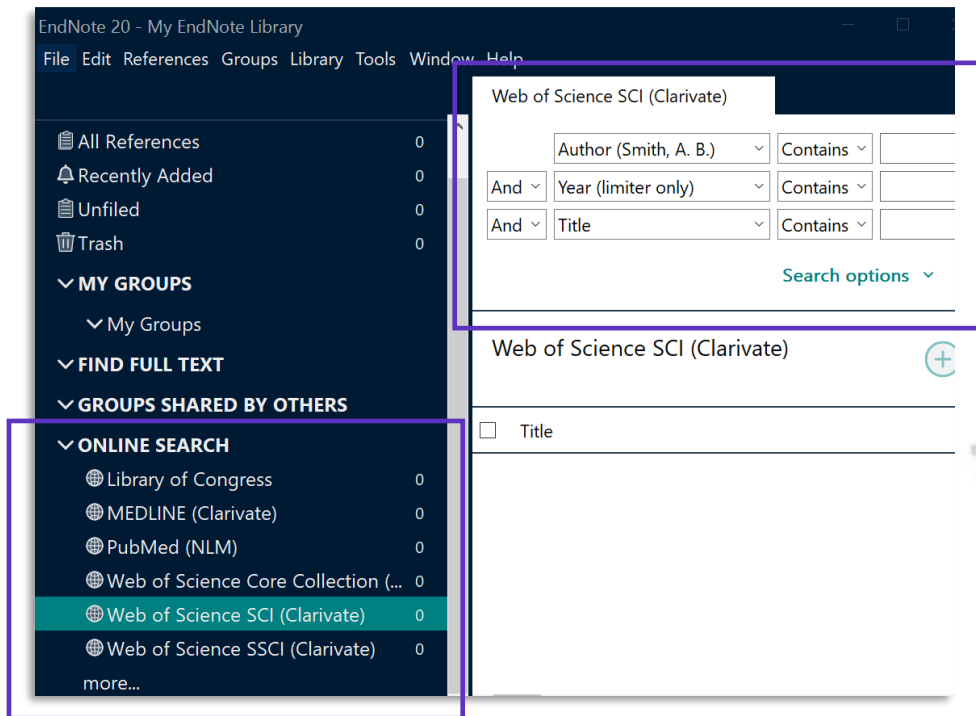
서지정보 만들기

Online Search, Import

EndNote 20

Online searching

- 엔드노트 안에서 외부 데이터 베이스 검색
 - Web of Science, PubMed 등 제공
 - More 에서 전체 DB 확인 및 선택

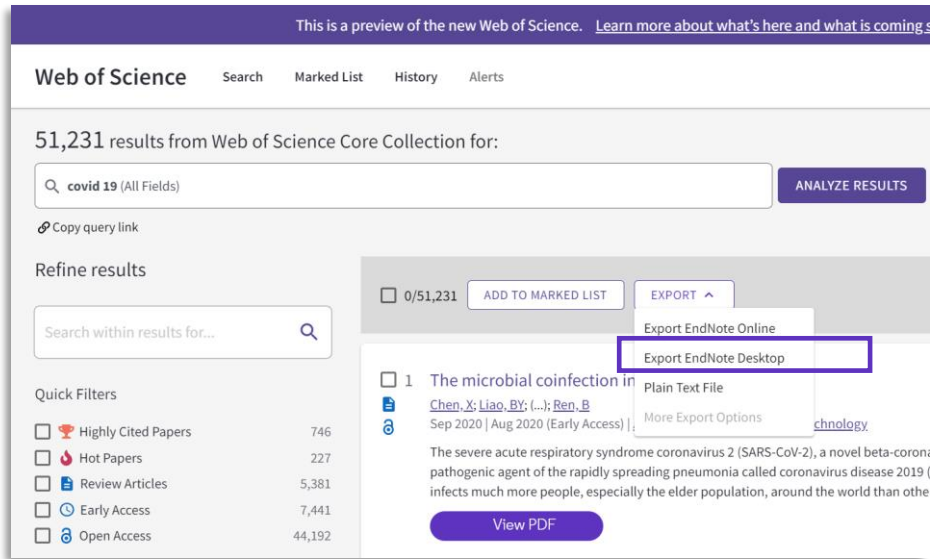


Searching the PubMed database at the National Library of Medicine ([링크](#))

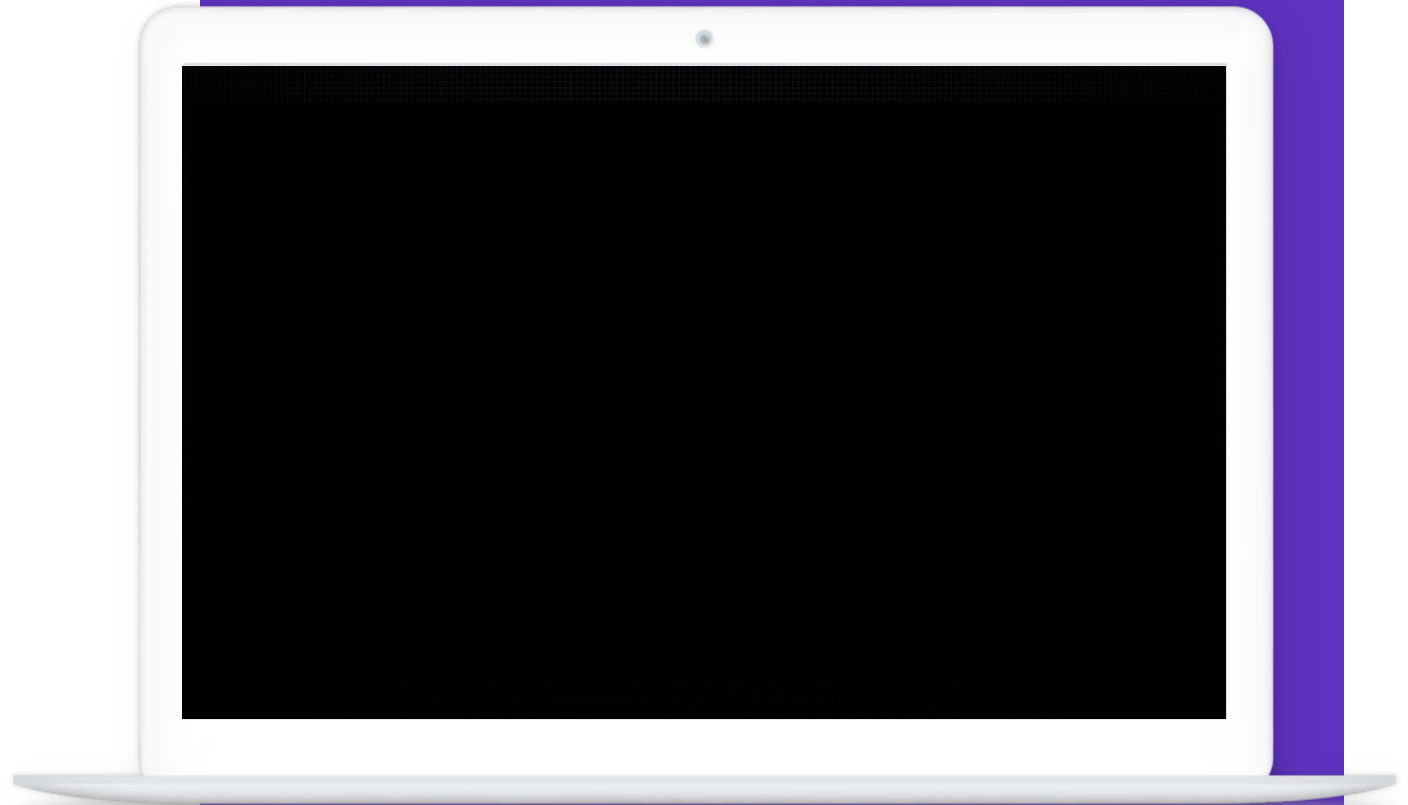
EndNote 20

Direct export NEW Web of Science*

- NEW Web of Science 검색 결과 페이지 > Export > Export EndNote Desktop (최대 1,000개)



- EndNote 20 > File > Import > Files > Import Option : Web of Science Core Collection (Clarivate)

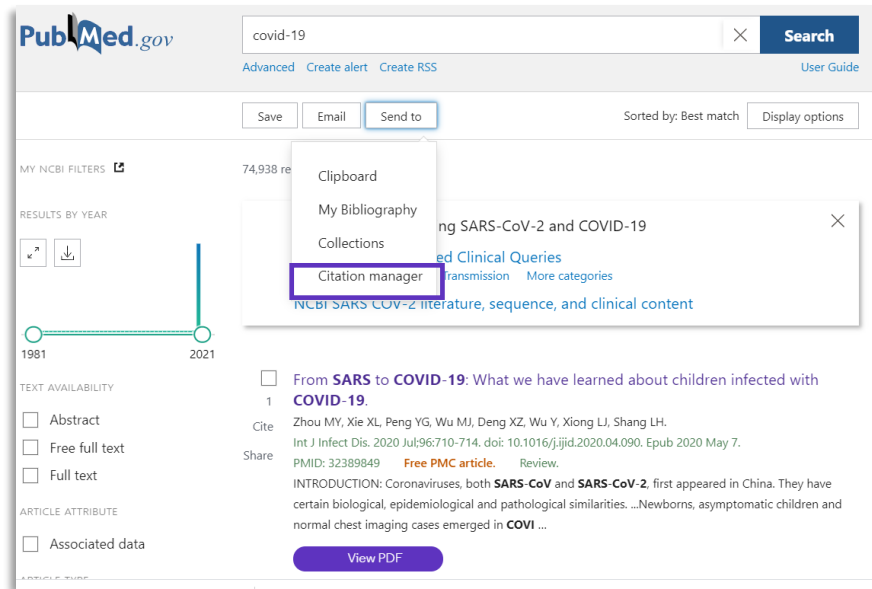


Capturing new references from
new Web of Science ([링크](#))

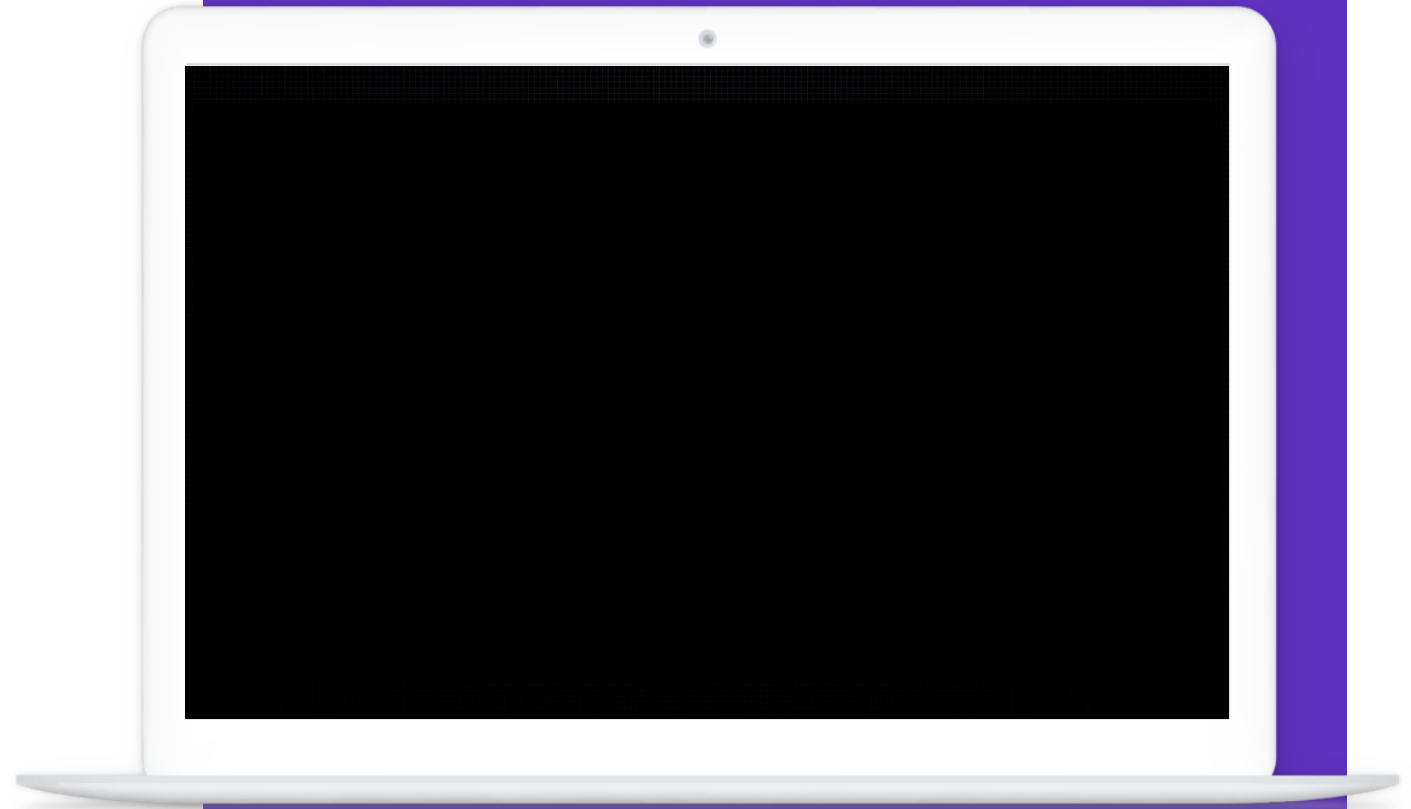
EndNote 20

Direct export PubMed

- PubMed 검색 결과 페이지 > Send to > Citation manager



- EndNote 20 > File > Import > Files > Import Option : PubMed(NLM)

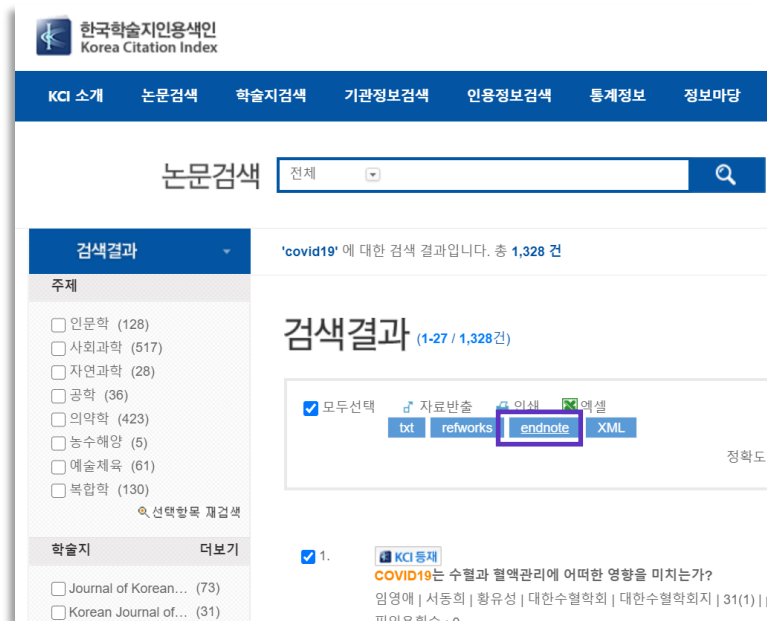


Capturing new references from
PubMed.gov ([링크](#))

EndNote 20

Import references RIS 파일

- 예시. KCI 검색 결과 페이지 > 자료반출 > endnote > RIS 파일 다운로드



- EndNote 20 > File > Import > Files > Import Option : Reference Manager (RIS)



Importing an RIS-formatted text file ([링크](#))

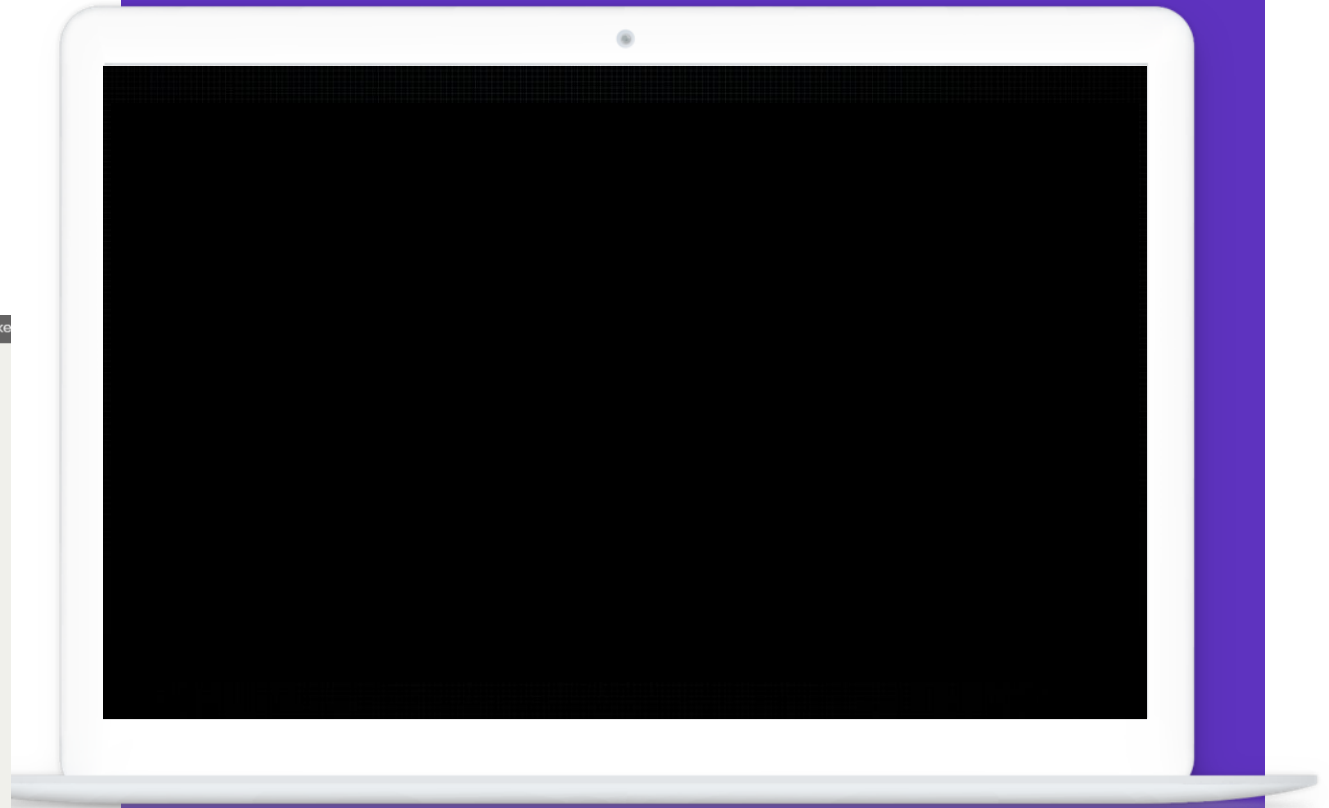
EndNote 20

Import references RIS 파일

- 예시. EndNote Click (전 Kopernio) Locker 에 저장한 PDF 클릭 > Export reference > PDF 파일과 서지정보 함께 저장



- EndNote 20 > File > Import > Files > Import Option : Reference Manager (RIS)

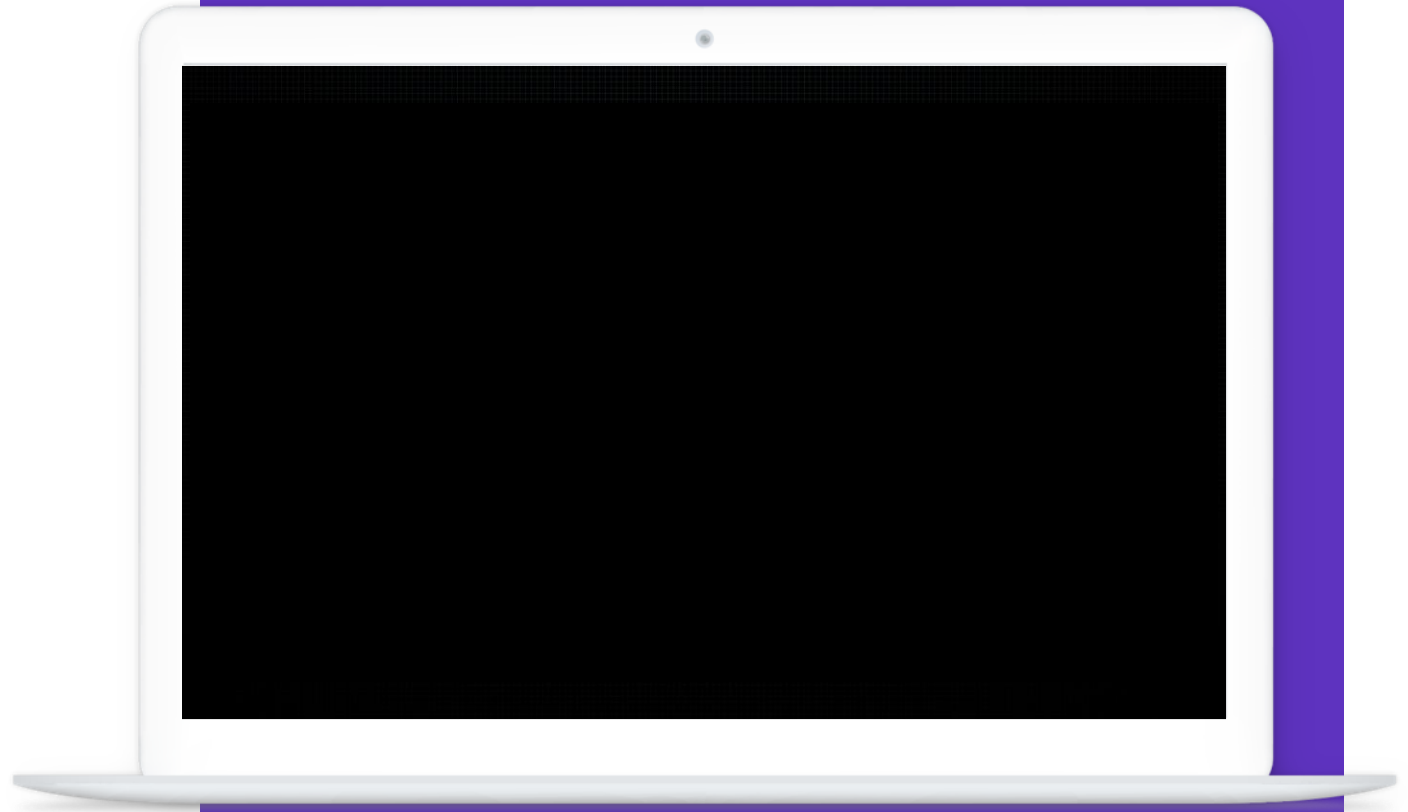


Exporting a reference and associated PDF article from EndNote Click

EndNote 20

Import PDF files / folder

- File > Import > File > PDF 파일 선택 > Import
Option: PDF > Import
- PDF 파일의 1-2페이지와 메타데이터에서 DOI
검색 & crossref.org 에 정보가 있으면 자동으로
레퍼런스 생성
- 없는 경우에는, 파일명을 제목으로 레퍼런스
생성



Importing a folder of PDFs ([링크](#))

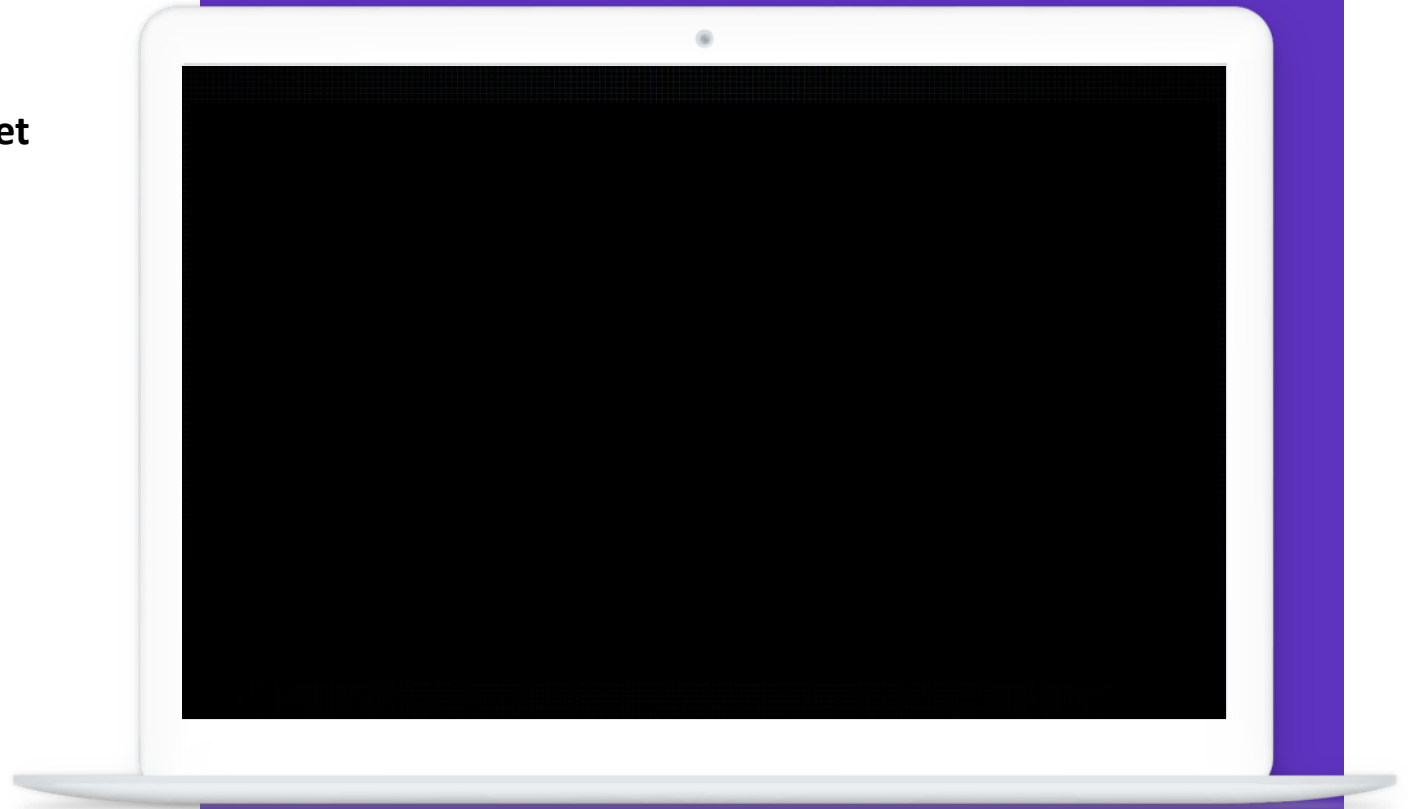
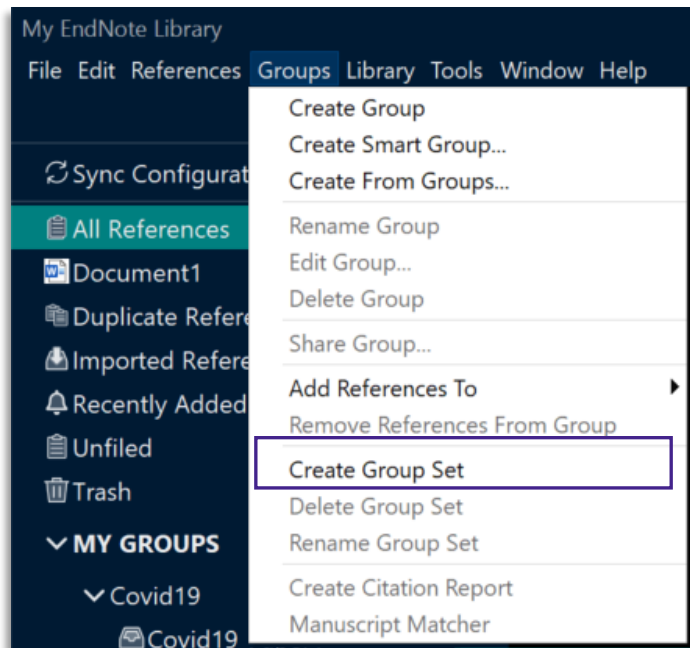
서지정보 관리하기

Group, Deduplication

EndNote 20

Group sets

- **Groups (또는 My Groups 우클릭) > Create Group Set**
- 라이브러리 당 최대 5천개 Group Set 가능
 - 하위에 여러 개의 그룹 생성

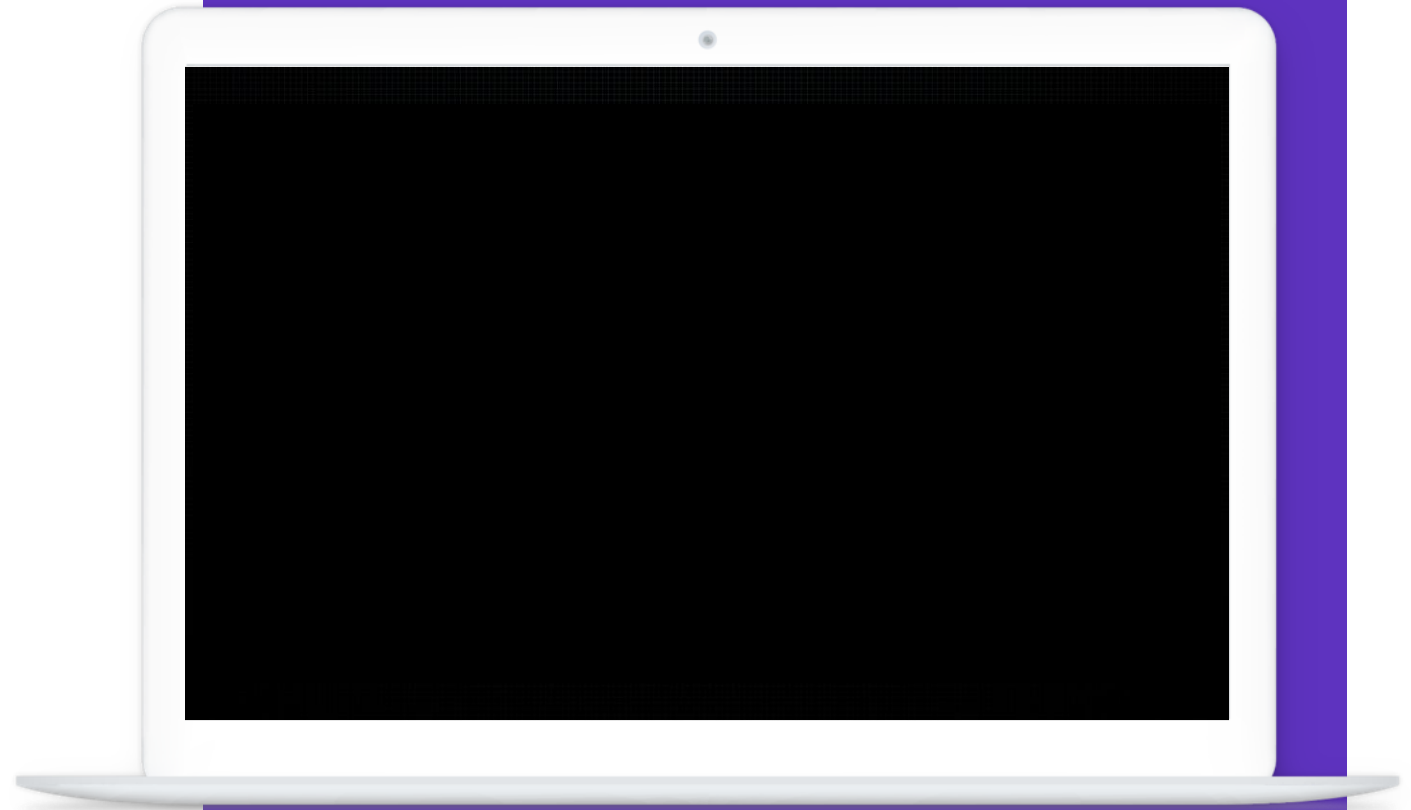
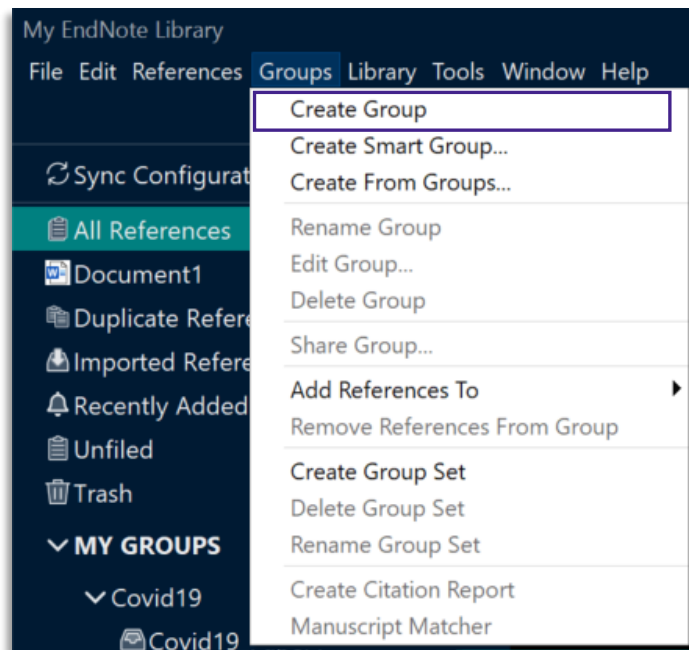


Creating a group set ([링크](#))

EndNote 20

Custom groups

- **Groups (또는 My Groups 우클릭) > Create Group**
- Groups > Create Group > 이름 지정 > 원하는 레퍼런스 추가 (Add References To / Drag & Drop)

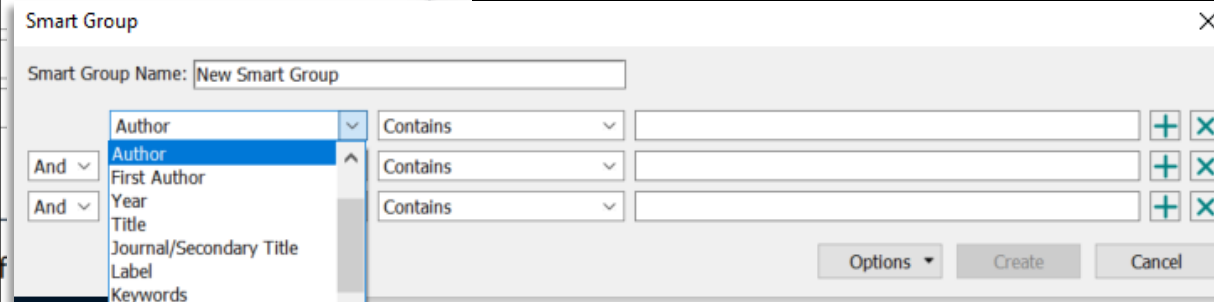
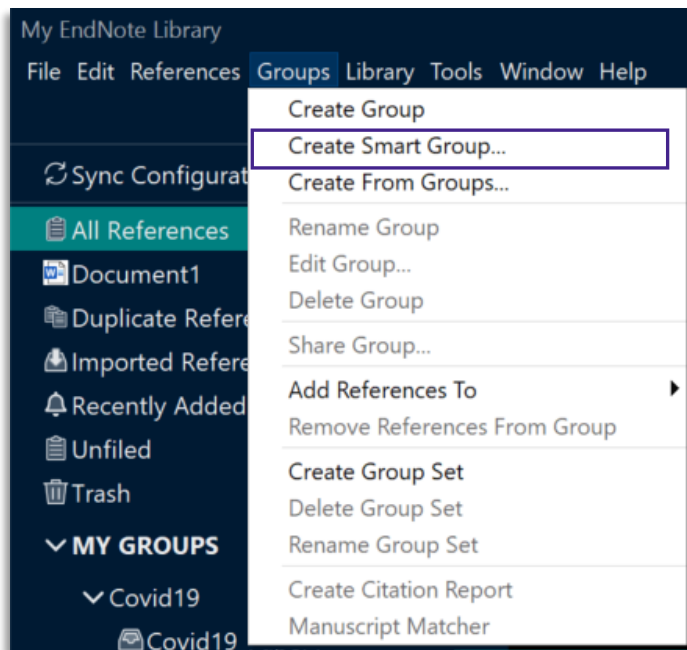


Creating and populating a custom group
([링크](#))

EndNote 20

Smart groups

- **Groups (또는 My Groups 우클릭) > Create Smart Group**
- 조건을 지정해서 자동으로 그룹 생성
- 자동 업데이트, 수동으로 레퍼런스 추가/삭제는 불가

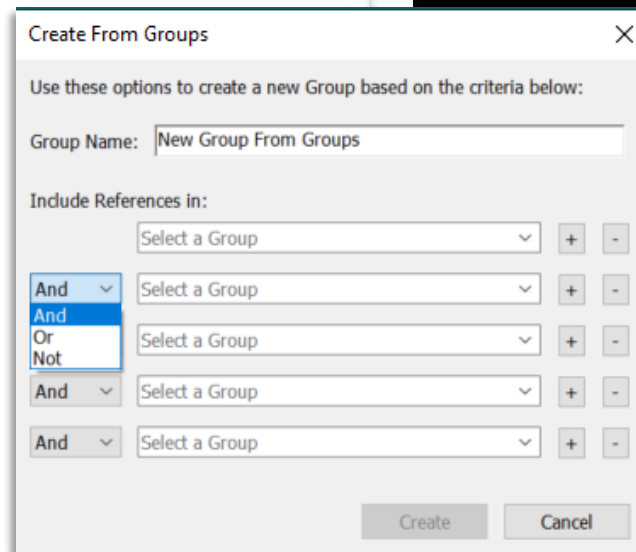
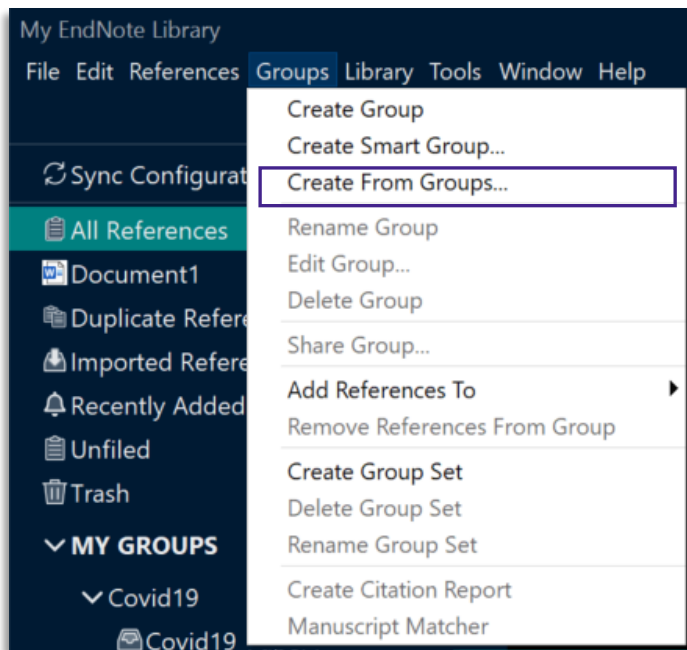


Creating an auto-populating smart group
(링크)

EndNote 20

Combination groups

- **Groups (또는 My Groups 우클릭) > Create From Groups**
- 기존 그룹을 AND/OR/NOT 조건으로 지정해 새로 생성
- 자동 업데이트, 수동으로 레퍼런스 추가/삭제는 불가

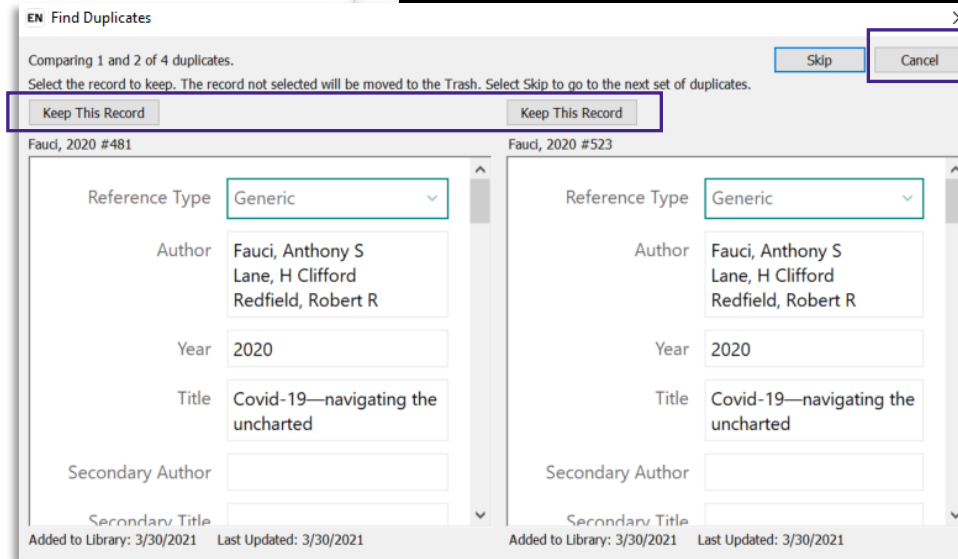
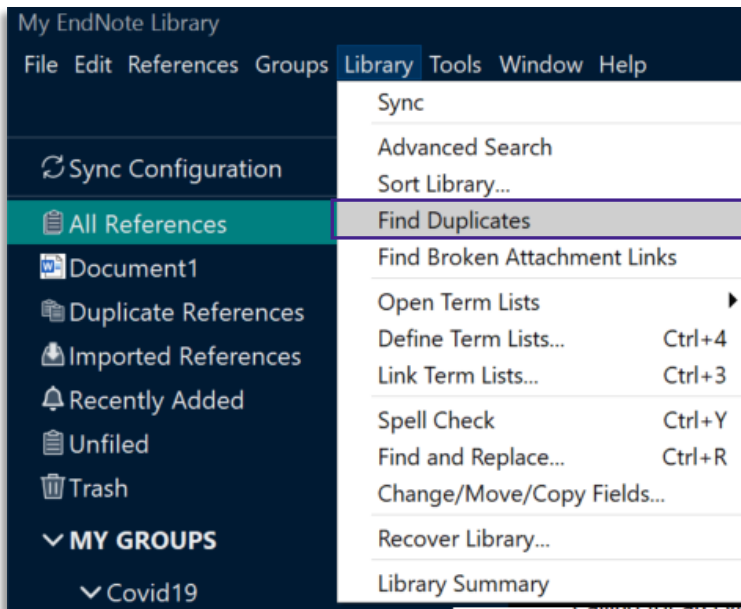


Creating a combination group ([링크](#))

EndNote 20

Finding duplicates

- **Library > Find Duplicates**
- 하나씩 비교하며 Keep This Record 선택 또는
- Cancel > 중복되는 레퍼런스 중 최신 버전 모두 선택 > Move References to Trash



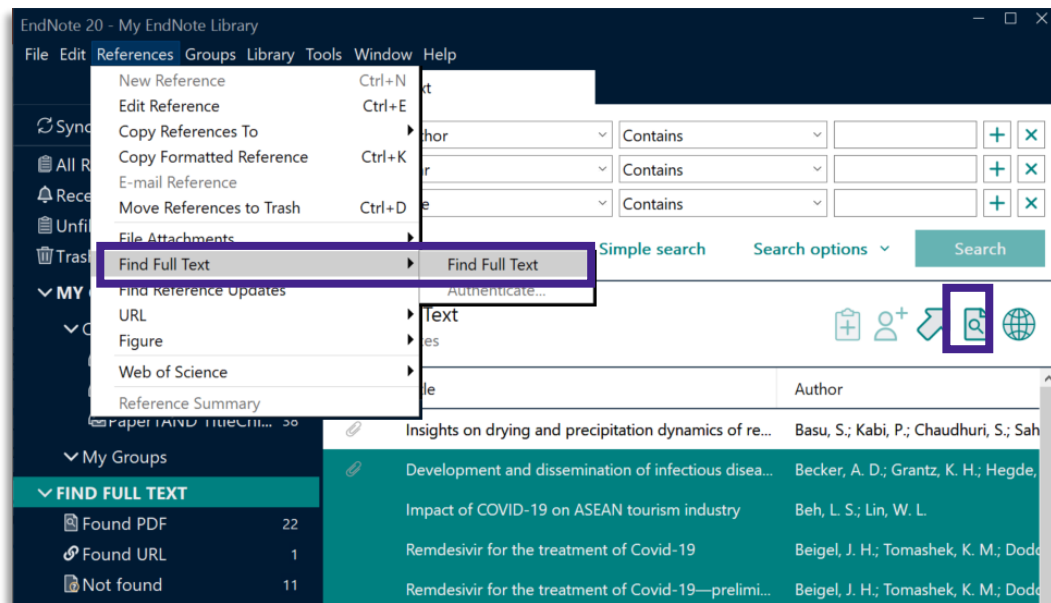
Searching for duplicate references in EndNote 20
[\(링크\)](#)

PDF 찾기 & 메모하기

EndNote 20

Finding full text

- **References > Find Full Text > Find Full Text**
 - Found PDF, Found URL , Not found

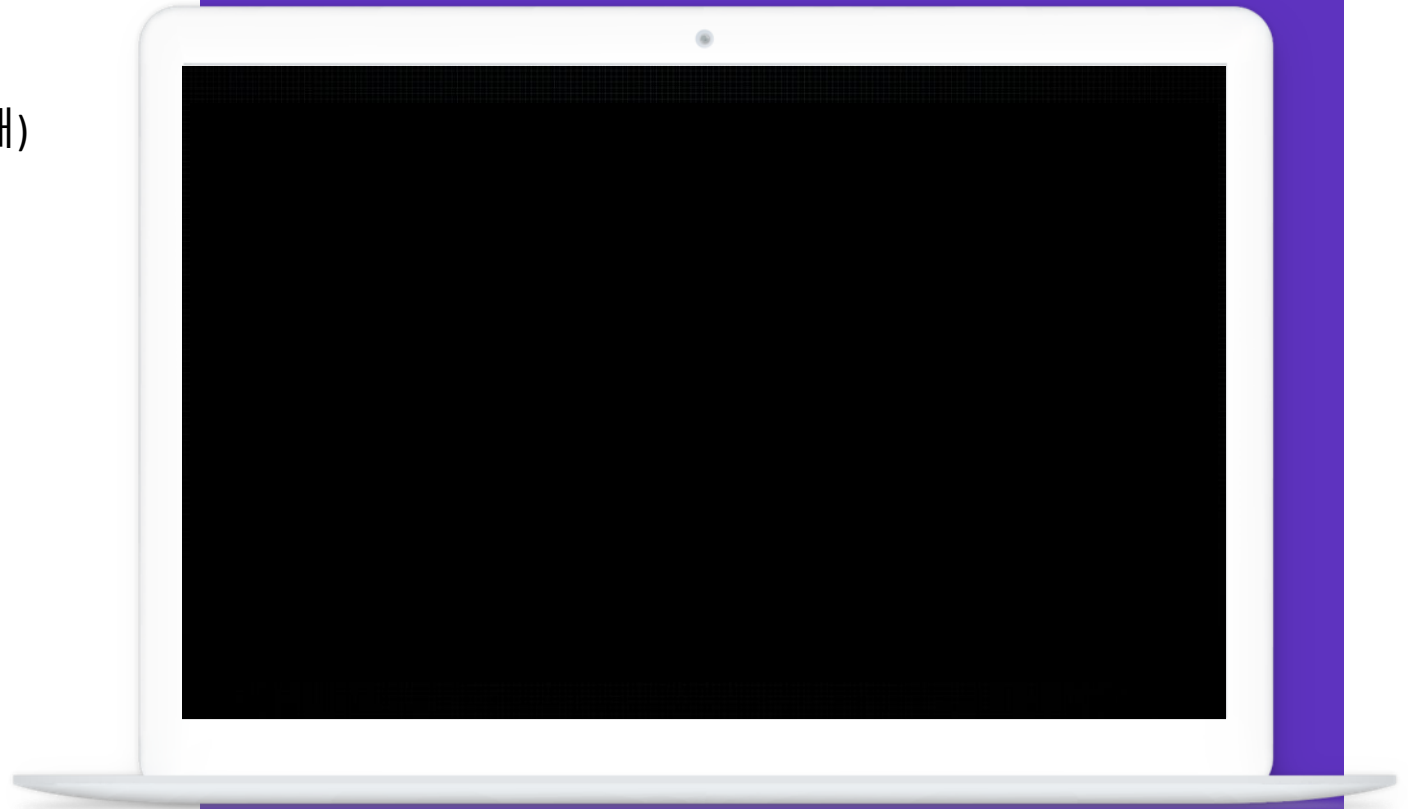
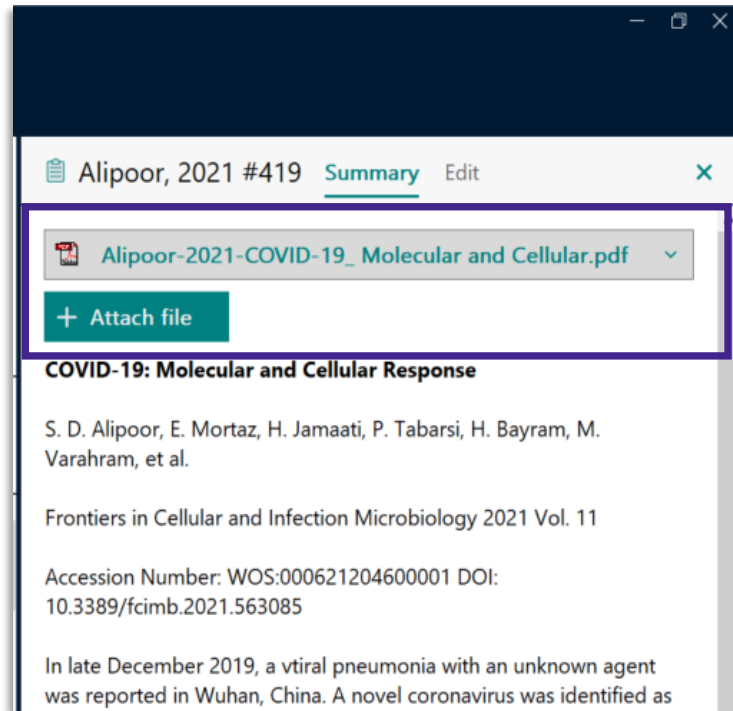


Searching for PDF articles available for download ([링크](#))

EndNote 20

File attachments

- Summary 탭에서 PDF 확인 및 파일 추가 (최대 45개)

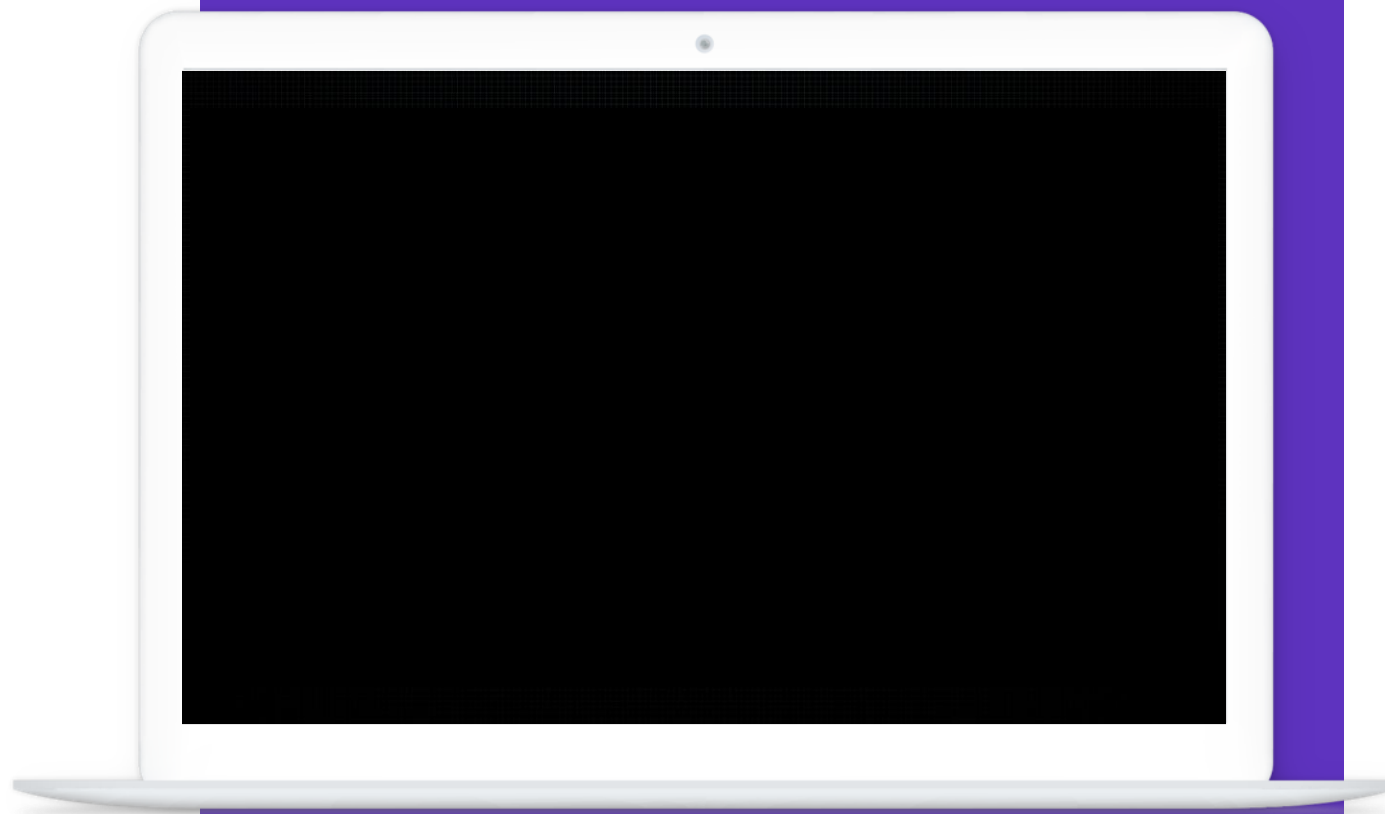
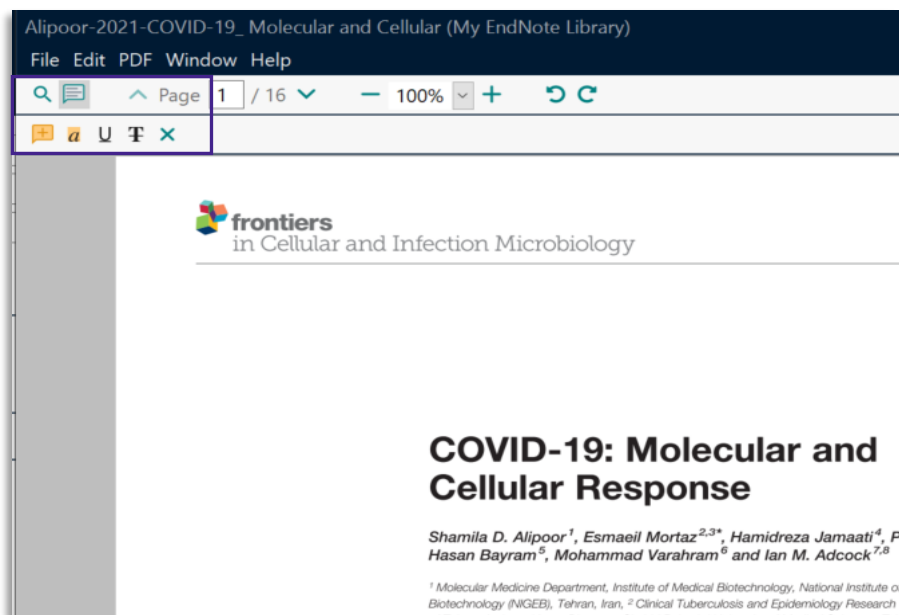


Manually attaching files ([링크](#))

EndNote 20

Annotating PDFs

- 엔드노트 안에서 PDF 뷰어 기능을 지원
- 메모, 하이라이트, 밑줄 추가 가능 > 공유 (Share)한 사람도 함께 확인



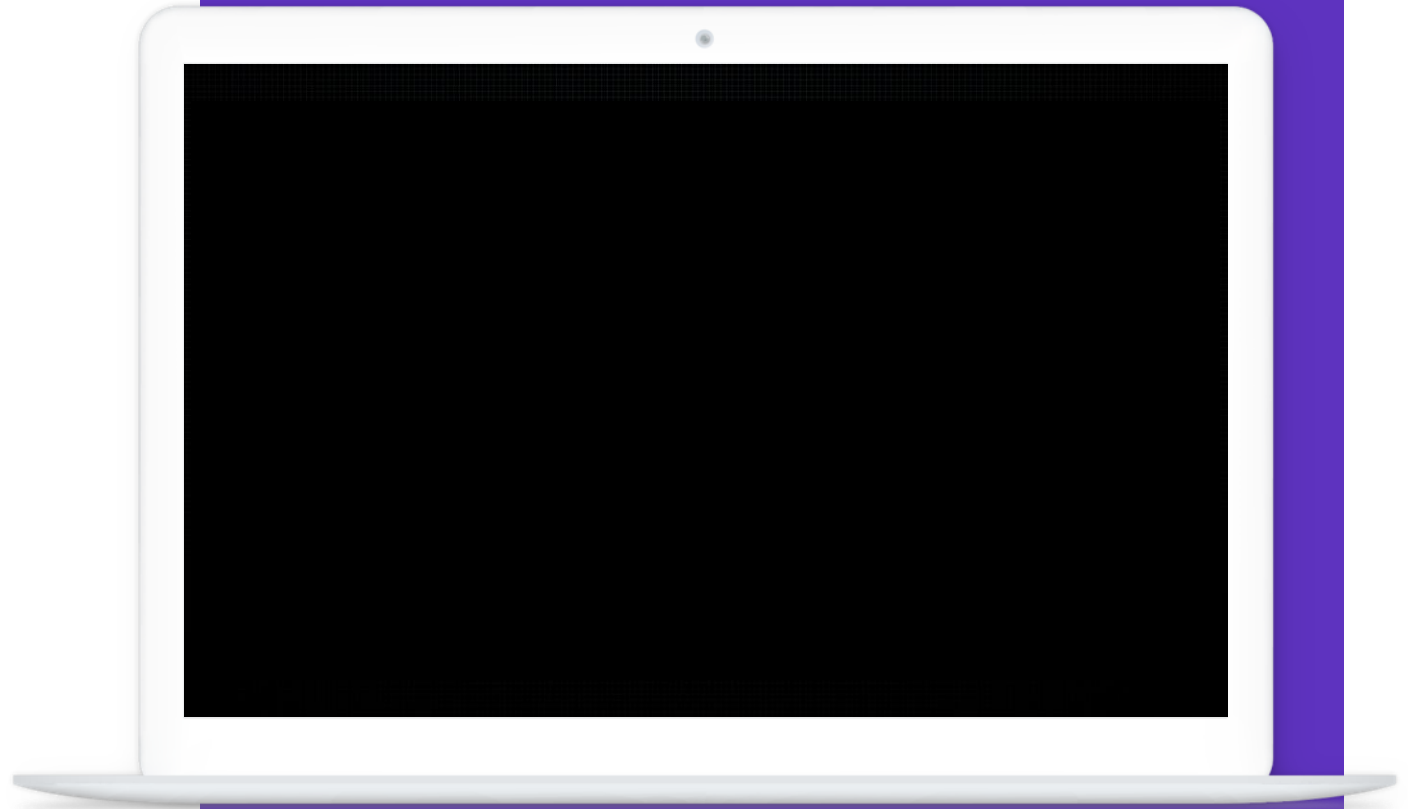
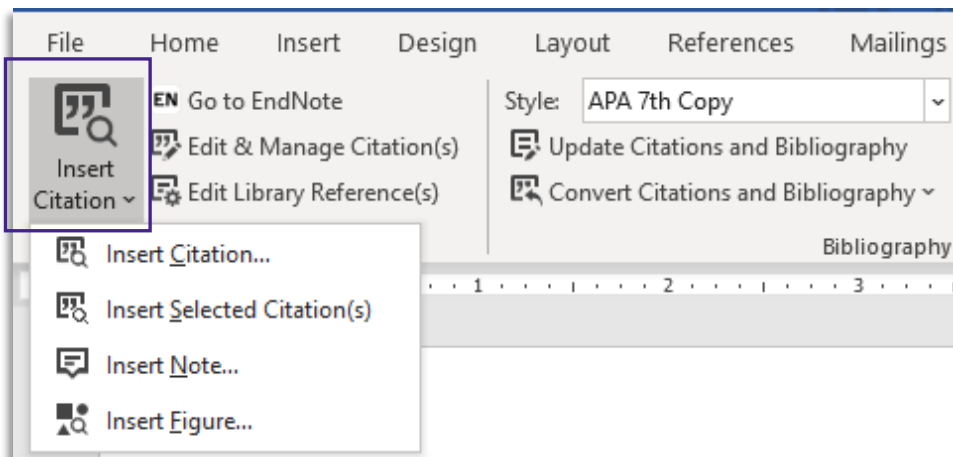
Annotating a PDF file attachment ([링크](#))

MS 워드에서 인용하기 (Cite While You Write™)

EndNote 20

Inserting citations

- Microsoft Word > EndNote 20 > **Insert Citation** > 검색 > 레퍼런스 선택 > Insert Citation
- **MS 워드 안에서** 라이브러리 검색 및 인용 가능

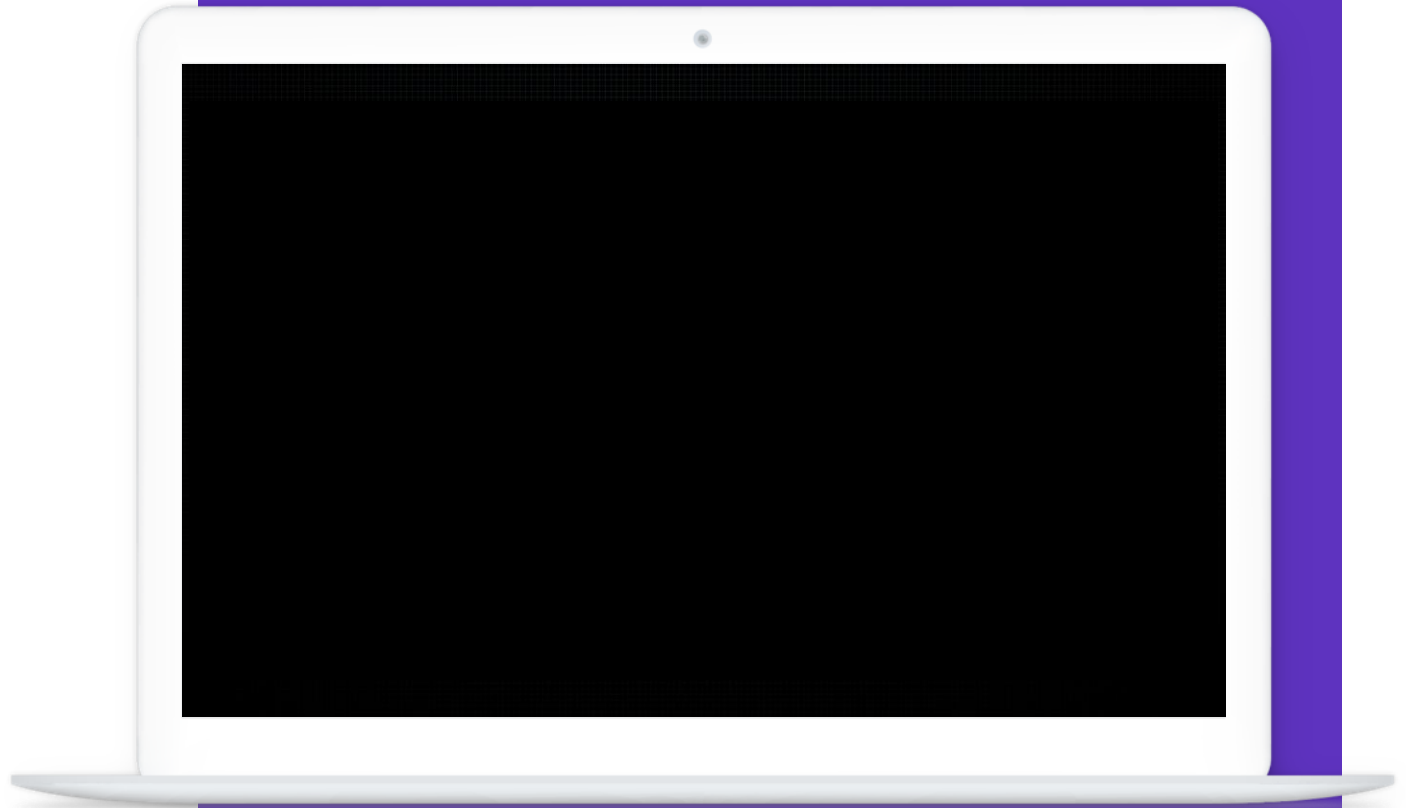
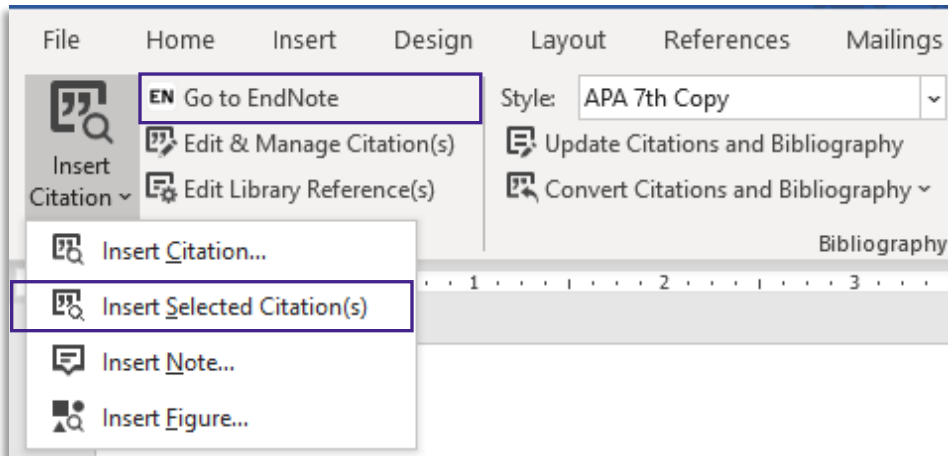


Creating a new in-text citation via the
Insert Citation command ([링크](#))

EndNote 20

Inserting selected citations

- MS Word > EndNote 20 > **Go to EndNote** > 엔드노트에서 레퍼런스 선택 > Tools > Cite While You Write (CWYW) > Insert Selected Citation(s)
 - 선택 후 Word에서 Insert Selected Citation(s)
- **엔드노트에서 직접 선택 후 워드로 인용**

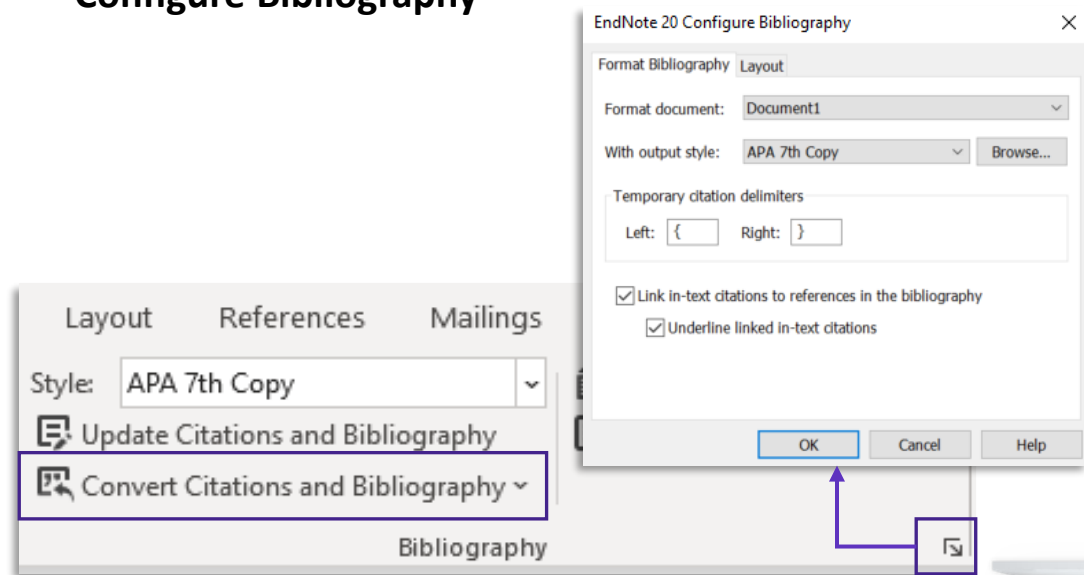


Using Insert Selected Citation(s) to create a grouped in-text citation (링크)

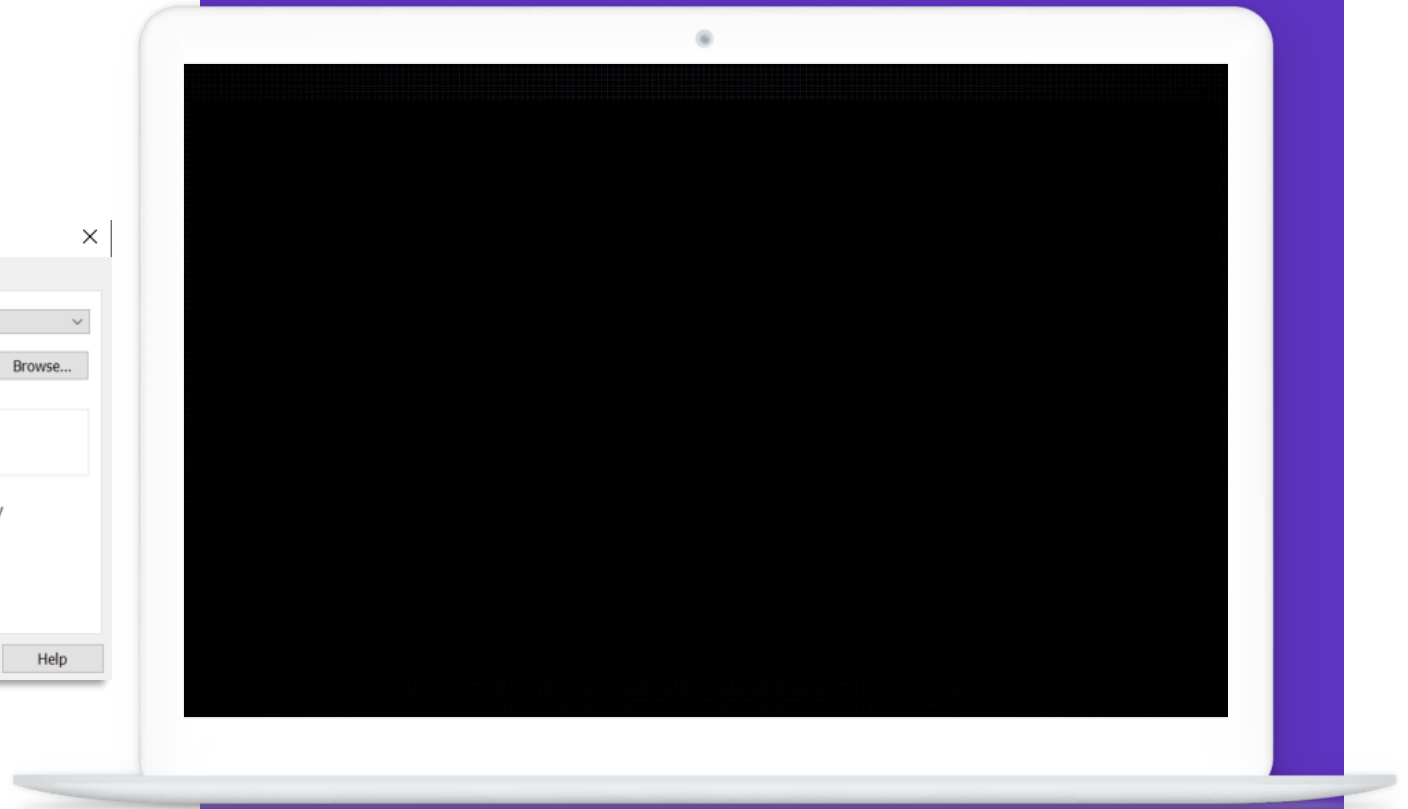
EndNote 20

Configuring bibliographies

- MS Word > EndNote 20 > Bibliography 우측 하단 >
Configure Bibliography



- Convert to Plain Text
 - 제출용 문서 권장

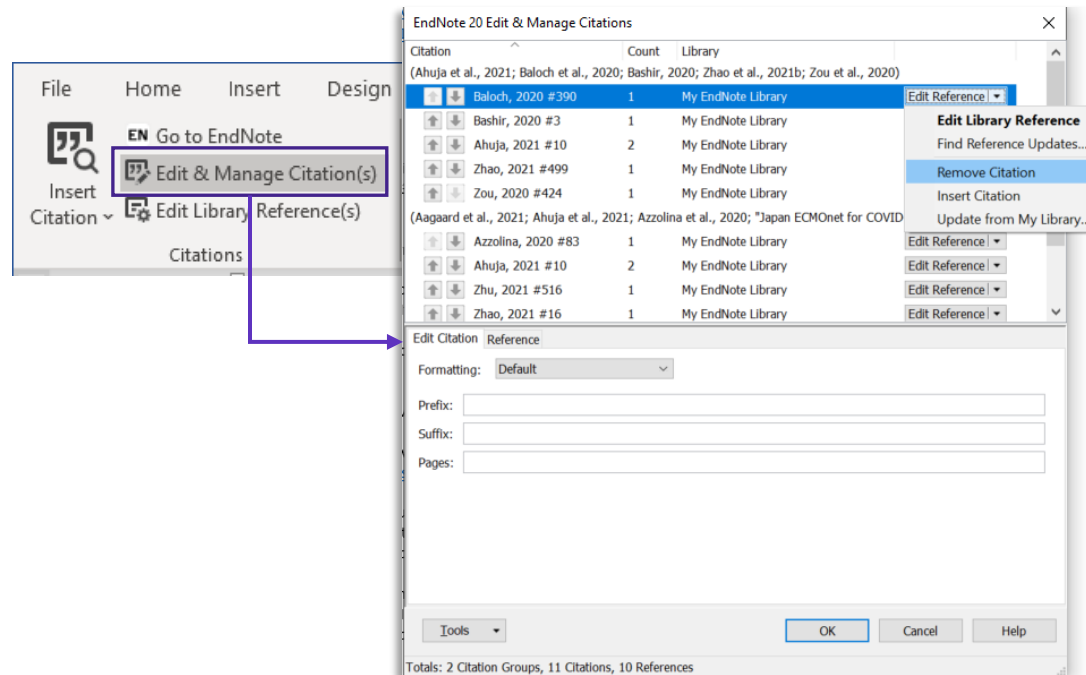


Modifying a bibliography generated with the Cite While You Write add-in ([링크](#))

EndNote 20

Editing and managing citations

- MSWord > EndNote 20 > Edit & Manage Citation(s)
 - Remove Citation
 - Edit Citation – prefix, suffix, pages



Modifying the appearance of an in-text citation (링크)

Thank you

<서린바이오사이언스 – EndNote 한국 대행사>

- E-mail 문의 : slb@seoulin.co.kr
- 전화문의: 1670-5911